

The Call
to
Follow
Jesus

KAY ARTHUR



HARVEST HOUSE™ PUBLISHERS

EUGENE, OREGON

All Scripture quotations in this book are taken from the New American Standard Bible®, © 1960, 1962, 1963, 1968, 1971, 1972, 1973, 1975, 1977, 1995 by The Lockman Foundation. Used by permission.

Except where otherwise indicated, all maps and charts in this book, as well as the “How to Get Started” portion of the introductory material, have been adapted and condensed from *The New Inductive Study Bible*, Copyright © 2000 by Precept Ministries International.

Cover design by Koechel Peterson & Associates, Minneapolis, Minnesota

The New Inductive Study Series
THE CALL TO FOLLOW JESUS

Copyright © 1994 by Precept Ministries International
Published by Harvest House Publishers
Eugene, Oregon 97402
www.harvesthousepublishers.com

Library of Congress Cataloging-in-Publication Data

Arthur, Kay, 1933–

The call to follow Jesus / Kay Arthur.

p. cm. — (The new inductive study series)

ISBN-13: 978-0-7369-0797-2

ISBN-10: 0-7369-0797-1

1. Bible. N.T. Luke—Study and teaching. 2. Bible. N.T. Luke—Criticism, interpretation, etc. I. Title. II. Series: Arthur, Kay, 1933—The new inductive study series.

BS2596.A59 1994

226.4'007—dc20

93-33926

CIP

All rights reserved. No part of this publication may be reproduced, stored in a retrieval system, or transmitted in any form or by any means—electronic, mechanical, digital, photocopy, recording, or any other—except for brief quotations in printed reviews, without the prior permission of the publisher.

Printed in the United States of America.

06 07 08 09 10 11 12 13 14 15 / BP-MS / 15 14 13 12 11 10 9 8 7 6 5

CONTENTS



How to Get Started...	5
The Cost of Following Jesus	15
<i>Week One</i>	
Nothing Is Impossible with God	17
<i>Week Two</i>	
Where's the Fruit of Repentance?	23
<i>Week Three</i>	
Following Christ—A Matter of Obedience, Not Qualification	29
<i>Week Four</i>	
The Love of the Forgiven	33
<i>Week Five</i>	
No Looking Back	37
<i>Week Six</i>	
Stay at His Feet	41
<i>Week Seven</i>	
Whom Will We Trust?	45
<i>Week Eight</i>	
The Cost of Following Jesus	49
<i>Week Nine</i>	
God Knows Our Hearts	53
<i>Week Ten</i>	
The Danger of Riches	57
<i>Week Eleven</i>	
True Faith Is Seen in Its Works	61

Week Twelve

The Reward of Faith's Obedience 67

Week Thirteen

Be His Witness 73

HOW TO GET STARTED...



Sometimes it's hard to read directions. You simply want to get started, and only if all else fails will you read the directions. I understand, but in this case, don't do it! These instructions are part of getting started, and they will help you greatly.

FIRST

As you study the book of Luke, you will need four things in addition to this book:

1. A Bible that you are willing to mark in. The marking is essential. An ideal Bible for this purpose is *The New Inductive Study Bible (NISB)*. The *NISB* is in a single-column text format with larger, easy-to-read type, which is ideal for marking. The margins around the text are wide for note-taking.

The *NISB* also has instructions for studying each book of the Bible, but it does not contain any commentary on the text, nor is it compiled from any theological stance. Its purpose is to teach you how to discern truth for yourself through the inductive method of study. (The various charts and maps that you will find in this study guide are taken from the *NISB*.)

Whatever Bible you use, just know you will need to mark in it, which brings me to the second item you will need...

2. A fine-point, four-color ballpoint pen or various colored fine-point pens that you can use to write in your Bible.


3. Colored pencils or an eight-color Pentel pencil (available at most office supply stores).

4. A composition book or notebook for working on your assignments and recording your insights.

SECOND

Though you will be given specific instructions for each day's study, there are basic things you'll want to look for and do as you study each chapter. Let me list them for you. Read them, but don't be overwhelmed. Eventually, they will become a habit.

1. As you read, note the events or teachings of Jesus covered in each chapter by asking the following questions of the text:

- a. **What** are the events and/or teachings?
- b. **Why** do they happen?
- c. **When** do they occur? Watch for their timing. For instance, certain events or teachings might be provoked for different reasons. The "when" of events or teachings may be expressed in several different ways: by mentioning an actual year, month, day, or by mentioning an event, such as a feast, a year of a person's reign, etc., or by using words such as *then*, *when*, *afterwards*, *at this time*, etc. Mark time phrases by putting a clock (like the one shown here)  in the margin next to the verse where they appear or over the word that indicates the time. You may want to underline or color the references to time in one specific color.

- d. **Where** do these events or teachings take place?
- e. **Why** did God think this was important enough to include in His Word? Ask yourself, “What lessons can I learn from these events or teachings for my own life?”

Every day when you finish your lesson, meditate on what you saw and ask your heavenly Father how you should live in the light of the truths you have just seen. At times, depending on how God has spoken to you, you might even want to record these “Lessons for Life” in the margin of your Bible next to the text you studied. The *NISB* suggests you simply put “LFL” in the margin of your Bible and then as briefly as possible record the lesson for life you want to remember.

2. There are certain key words you will want to mark in a special way throughout the Gospel of Luke. This is the purpose of the colored pencils and the colored pen. Developing the habit of marking your Bible in this way will make a significant difference in the way you study and in how much you remember.

A **key word** is an important word that is used by the author repeatedly in order to convey his message to his reader. There are certain key words that will show up throughout the Gospel of Luke, while others will be concentrated in certain chapters or segments of Luke. The following are key words you will find throughout Luke. You will want to mark them and their pronouns (*he, his, she, her, it, we, they, us, our, you, them, their*) as well as any synonyms in a distinguishable color or way:

Son of Man

follow Me (or *disciple*, since a disciple is a follower, a learner)

kingdom of God

covenant



*demons (or any reference to Satan, the devil, evil
or unclean spirits)*




parable

Pharisees

scribes and lawyers

You need to devise a color-coding system for these words so that when you look at a page of your Bible, you will instantly see where a particular word is used. When you start marking key words in various colors and symbols, it is easy to forget how you are marking certain words. You may wish to use the bottom portion of the perforated card in the back of this book to write the key words on. Mark the words the way you plan to mark them in your Bible and then use the card as a bookmark.

I color the word *covenant* the same way throughout my *NISB*. I color it red and box it in yellow. And references to the devil and his cohorts can easily be seen because I mark these with a red pitchfork . Marking words for easy identification can be done by colors, symbols, or a combination of colors and symbols. However, colors are easier to distinguish than symbols. If I use symbols, I keep them very simple. For example, I color *repent* yellow but put a red arrow  over it also. The symbol conveys the meaning of repent: a change of mind.

When I mark the members of the Godhead (which I do not always mark), I color every reference to the Father, Son, or Holy Spirit in yellow. I also use a purple pen and mark the Father with a triangle , symbolizing the Trinity. I mark the Son this way , and the Holy Spirit this way .

3. Because locations are important in a historical or biographical book of the Bible, you will also find it helpful to mark these in a distinguishable way. I simply underline every reference to location in green (grass and trees are green!), using my four-color ballpoint pen.

I also look up the locations on maps so I can put myself into context geographically. On page 25 of this book, you will find a map taken from the *NISB* that shows you the geographical locations of Jesus' ministry. Use it until you become familiar with these places—it will mean so much more to you when you study the Bible.

4. When you finish studying a chapter of Luke, record the main theme of that chapter on the LUKE AT A GLANCE chart (located at the end of this study book). Record it under the appropriate chapter number. (If you have an *NISB*, there's an identical chart at the end of Luke.) When you finish this survey course, you will have a permanent record of the content of each chapter of Luke right at your fingertips.

5. If you are doing this study within the framework of a class and you find the lessons too heavy, then simply do what you can. To do a little is better than to do nothing. Don't be an all-or-nothing person when it comes to Bible study.

Remember, any time you get into the Word of God, you enter into more intensive warfare with the devil (our enemy). Why? Every piece of the Christian's armor is related to the Word of God. And our one and only offensive weapon is the sword of the Spirit, which is the Word of God. The enemy wants you to have a dull sword. Don't cooperate! You don't have to!

6. There is a chart by Dr. Irving Jensen on the events covered in Luke and how they fit chronologically within

the other Gospel accounts. Familiarize yourself with this excellent chart, which this godly scholar has given us permission to use. It is found on page 78.

7. Always begin your studies with prayer. As you do your part to handle the Word of God accurately, you must remember that the Bible is a divinely inspired book. The words that you are reading are truth, given to you by God that you might know Him and His ways. These truths are divinely revealed.

For to us God revealed them through the Spirit; for the Spirit searches all things, even the depths of God. For who among men knows the thoughts of a man except the spirit of the man which is in him? Even so the thoughts of God no one knows except the Spirit of God (1 Corinthians 2:10,11).

Therefore, ask God to reveal His truth to you, to lead you and guide you into all truth. He will, if you will ask.

THIRD

This study book is designed to put you into the Word of God on a *daily* basis. Since man does not live by bread alone but by every word that comes out of the mouth of God, we each need a daily helping.

The assignments cover seven days; however, the seventh day is different from the other days. On the seventh day, the focus is on a major truth covered in that week's study.

You will find a verse or two to memorize and STORE IN YOUR HEART. Then there is a passage to READ AND DISCUSS. This will be extremely profitable for those who are using this material in a class setting, for it will cause the class to focus their attention on a critical portion of

Scripture. To aid the individual and/or the class, there's a set of QUESTIONS FOR DISCUSSION OR INDIVIDUAL STUDY. This is followed with a THOUGHT FOR THE WEEK which will help you understand how to walk in the light of what you learned.

When you discuss the week's lesson, be sure to support your answers and insights from the Bible itself. Then you will be handling the Word of God in a way that will find His approval. Always examine your insights by carefully observing the text to see what it *says*. Then, before you decide what a Scripture or passage *means*, make sure you interpret it in the light of its context.

Scripture will never contradict Scripture. If it ever seems to, you can be certain that somewhere something is being taken out of context. If you come to a passage that is difficult to deal with, reserve your interpretations for a time when you can study the passage in greater depth.

Books in The New Inductive Study Series are survey courses. If you want to do a more in-depth study of a particular book of the Bible, we would suggest you do a Precept Upon Precept Bible Study Course on that book. You may obtain more information on these studies by contacting Precept Ministries at 800-763-8280, visiting our website at www.precept.org, or by filling out and mailing the response card in this book.

LUKE

THE COST OF FOLLOWING JESUS...



Jesus made it very clear: If you want to be His disciple, then you must deny yourself, take up your cross, and follow Him.

He made it clear, and in doing so, to use the proverbial statement taken from a tennis game, *He put the ball in our court.*

What will we do with it? Granted, it is a high-powered ball—a difficult serve, but not impossible to return. Will we let it go by, not return it, and lose what we could have won—the highest of all callings? What fools we would be! What profit would it be to gain anything else, even the whole world, and lose our lives and their purpose?

What about the cost? The cost is high. Jesus urged us to count it. That's what this survey study of the Gospel of Luke will help you do.

The cost is denying self, which in this day and age, even in Christendom, is not popular teaching. The cost is death to self, when in our times many people are trying to discover self and take care of self. The cost is to follow Jesus as a habit of life for the rest of your life! That's not easy when you are playing it out in the world's court, and the grandstands are filled with a multitude shouting, "Fool! You're a fool! Get off the court!"

Oh, my friend, if you are going to deny yourself, take up your cross, and follow Jesus, you had better know with certainty whom you are following, what He is like, what He believes, how He lived in this adverse world, and why and

how He died. You also better “know that you know” whether His death was the end of it all or only the beginning.

Discovering all this is the purpose of your study of the Gospel of Luke. Although this is a survey course, as you get information you will become awed at your familiarity with the content of this Gospel and of the inductive study methods that will become habits by the repeated doing of them.

Whether you do this study on your own or with others, I promise you it will be a profitable 13 weeks. However, it will only be as profitable as the discipline you put into it—enough discipline to truly see and understand what it means to be a disciple.


Then, having come face-to-face with the claims and call of Jesus Christ, you can make a rational, sane decision about denying self, taking up your cross, and following Jesus. Your decision, one way or the other, will change the course of your life and consequently have eternal ramifications.

NOTHING IS IMPOSSIBLE WITH GOD



DAY ONE

Simply read through Luke 1, the whole chapter, to put you into context. As you read, note to whom this Gospel was written and why it was written. When you discover this information, you will also know how Luke lays out his material. When you find the verses that give you this information, you might want to write the following in the margin of your Bible: *Purpose for writing*.




DAY TWO

As you saw yesterday, Luke lays out his material in consecutive order: chronologically. It is the only Gospel which does this fully, and therefore it is very valuable to us because it gives us a chronological timeline of the events of Jesus' life from birth through death. Therefore the timing of all the events recorded in the other Gospels can be determined by Luke.

Read through Luke 1 again today.

- a) Watch for the various events covered in this chapter. Jot them down in your notebook.

- b) Watch for any references to time, such as verse 5: “in the days of Herod, king of Judea.” *Underline or color these references to time in a specific color that you can use all the way through your study of Luke.* Then every time you see this color (blue, for example), you will know that it is a reference to time. Or you might want to draw a little clock in the margin like this: 
- c) In another color underline every reference to location. For example, the angel Gabriel was sent to Nazareth (verse 26). Underline *Nazareth* in green. If you will mark geographical locations in the same way throughout Luke, you will be able to see where Jesus went and what happened in each place.



 DAY THREE


Read Luke 1:5-25. You might want to mark every reference to *Zacharias* in one distinctive way (or color) and every reference to *Elizabeth* in another. Mark the personal pronouns that refer to them (*he, she*) in the same way that you mark their name. Then in your notebook list what you learn about *Zacharias* and about *Elizabeth*. What do you learn from their lives? (As you make your lists on different people, be sure to leave space to add to the lists so you can continue to record what you learn as you go through Luke.) Describe the event covered in this passage in as few words as possible. If you wish, write this in the margin of your Bible next to verse 5.



DAY FOUR

Read Luke 1:26-38. In a color or way that is distinctive from Zacharias and Elizabeth, mark every reference to Mary and then every reference to her Son, Jesus, along with the personal pronouns. Then list in your notebook what you learn from marking these references. The list on Jesus will be especially important, for this is the One who will later call us to follow Him. We want to know all we can about the One we might choose to follow.

How would you describe the event covered in these verses? Write it out, and if you wish, record this in your Bible as you did yesterday.



DAY FIVE

Read Luke 1:39-56. Continue to mark the reference to each of the main characters in this chapter, and then add what you learn to the lists that you have begun.

What happens in these verses? Record it in your Bible next to verse 39 if you desire.



DAY SIX

Read Luke 1:57-80. What event is covered in these verses?

As you have been doing, mark each reference to your main characters and add what you learn to the list you are making about them.

If you have time you may want to review Luke 1 and make a list of everything you learn from this chapter about

God the Father and about the Holy Spirit. As you see what you learn about God, give special attention to verses 67 to 79.

Record the theme of Luke 1 on the LUKE AT A GLANCE chart (page 77). The theme of a chapter is discerned by observing the subject or the person which is dealt with the most in that chapter. You may also want to record the theme in your Bible by the chapter number.

DAY SEVEN



Store in your heart: Luke 1:17.

Read and discuss: Luke 1:67-80 and Malachi 3:1, and what each student learned about John and the events surrounding his conception, his birth, and the years previous to his public ministry.

QUESTIONS FOR DISCUSSION OR INDIVIDUAL STUDY

- ☞ Who wrote the Gospel of Luke and why? What do you learn about the writer? How does this information help you accept this Gospel? How would a familiarity with Luke help you with the other Gospels?
- ☞ What do you learn from Luke 1 about God and His ways? How does such information affect you?
- ☞ What did you learn about Jesus from this chapter? If you were to deny yourself, take up your cross, and follow Him, whom would you be following? Is He just another man? Why or why not?
- ☞ Share one thing you learned from the lives of the different people mentioned in Luke 1 that spoke to your

heart personally. What kind of impact did that insight have on your thinking or the way you are going to live?

- ☞ What does this chapter teach about the virgin birth? Is it important to believe it? Why? You may want to look up the following verses: Isaiah 7:14; 9:6; Romans 5:12; 1 Peter 1:18,19.

THOUGHT FOR THE WEEK

God does what He says He will do—in *His* time and in *His* way. This truth is seen in more than one way in the first chapter of Luke: “Nothing will be impossible with God” (verse 37), or, put in another way, “not any word of God is impossible, void of power.” The blessing comes to those who believe: “Blessed is she who believed that there would be a fulfillment of what had been spoken to her by the Lord” (1:45).

May we be like Zacharias, Elizabeth, and Mary: May we believe what God says and may we so know and trust God that we say as Mary said, “Behold, the bondslave of the Lord; may it be done to me according to your word” (1:38).