

# TEACHER GUIDE

Elizabeth A. McAllister, Ed. D.

ABRAHAM–GOD’S BRAVE EXPLORER TEACHER GUIDE

Published by Precept Ministries of Reach Out, Inc.

P. O. Box 182218

Chattanooga, TN 37422

ISBN 978-1-888655-44-5

All Scripture quotations, unless otherwise indicated, are taken from the *NEW AMERICAN STANDARD BIBLE*® (NASB) Copyright © 1960, 1962, 1963, 1968, 1971, 1972, 1973, 1975, 1977, 1995 by the Lockman Foundation. Used by permission. ([www.lockman.org](http://www.lockman.org))

D4Y Teacher Guides were made possible by the generous gift of a long-time friend of Precept Ministries.

*Author Photo and Cover by John Phillips*

*Graphics Design by Michele Walker*

Copyright © 2013 Precept Ministries International

All rights reserved. No part of this publication may be reproduced or transmitted in any form or by any means, electronic or mechanical, including photocopying, recording, or any information storage and retrieval system, without the prior written permission of the publisher.

Printed in the United States of America

Precept, Precept Ministries International, Precept Ministries International the Inductive Bible Study People, the Plumb Bob design, Precept Upon Precept, In & Out, Sweeter than Chocolate!, Cookies on the Lower Shelf, Precepts For Life, Precepts From God’s Word and Transform Student Ministries are trademarks of Precept Ministries International.

# ABRAHAM-GOD'S BRAVE EVPLORER

## TEACHER GUIDE TABLE OF CONTENTS

Introduction ..... 4

### Weekly Chapters

Discover 4 Yourself Contents ..... 9

Week One, Abraham's Brave Adventure ..... 11

Week Two, A Blood Covenant ..... 46

Week Three, Abram's New Name..... 77

Week Four, Fire and Brimstone ..... 110

Week Five, Abraham Celebrates ..... 138

Week Six, Abraham's Test of Faith ..... 164

### Quizzes and Exam

Quiz Week 1 ..... 193

Quiz Week 2 ..... 194

Quiz Week 3 ..... 195

Quiz Week 4 ..... 196

Quiz Week 5 ..... 197

Quiz Week 6 ..... 198

Final Exam ..... 199

Answer Key, Quizzes and Final Exam ..... 201

### Games

Drawing Game ..... 202

The Matching Game ..... 203

M&M® Draw ..... 204

5W and H Game ..... 205

Get Connected ..... 205

# ABRAHAM-GOD'S BRAVE EXPLORER

## TEACHER GUIDE

### Introduction

Thank you for selecting this Bible study for your child and/or class. Leading children to read, observe, interpret, and apply the Bible for themselves offers them a bridge from hearsay to real truth. As they learn to be comfortable with the idea that they can read the Bible, they will take the task seriously.

The Discover 4 Yourself series is designed to lead young students through the process of inductive study: question, question, question, search, think, understand, and apply. They will be comfortable with this process only after you prove that the possibility is within their reach.

**ABRAHAM—GOD'S BRAVE EXPLORER** is a study of Genesis 11–25. Students will begin with a review of Genesis 11:10–31 to trace Abraham's generations back to Shem, Noah's son. From there they will explore God's Word to discover Abraham's exploration adventures when God moved him out of Ur of the Chaldeans.

In preparation for leading **ABRAHAM—GOD'S BRAVE EXPLORER** please work through each "Day" on your own before consulting the Teacher Guide. Since this is an Inductive Bible Study, your teaching will be more effective if you do the work first and God reveals His truth to you.

Whether you're homeschooling a child, teaching a Sunday school class, teaching in a Christian school, or simply using these studies for your child's quiet time or family Bible study, this Teacher Guide will show you how to clearly and carefully lead each child through Inductive Bible study. We offer suggestions to guide you step-by-step. *Instructional Strategies* explains why certain activities are used throughout the book. Choose the activities that best fit your situation.

### Homeschooling Parents and Family Bible Study

We suggest you do one "Day" per day unless it's too much for your child's reading and/or writing skills. You can work with your child and discuss what you learn together or let him/her work independently, saving discussion times for later.

You may want to join or create a homeschool group that meets once a week to do these studies. The teacher will assign a week of homework in class. The following week the teacher will lead the students to discuss what they discovered, how to apply it, and to work on any creative elements included in the study or play a game to review what they have learned.

## Sunday School Teachers

To use these studies in a weekly Sunday school class we suggest you do one “Day” together with your children each week in class, since you will have children from different backgrounds, even some from families that are not members of or even regularly attend a church.

Each Sunday briefly review the prior Sunday’s work to put them in context for the next day of study in their book. After completing a week in the book you may want to have a “Game Time Sunday” to review the material before you move on to the next week. Game time makes learning fun for children and shows you the extent to which they understand what they learned.

You can keep the books at church and have the children take home verses on index cards or pieces of paper to memorize.

## Classroom Teachers

Generally, classroom teachers face many different learning abilities within their groups. It is important for you to understand these different learning abilities so that you can meet each child where he or she is so that no one is left behind during the process.

It is important for you to bring in *schemata* (background information) for students to draw on. If you tie studies to something children already know, they will grasp the lessons clearly.

Grasp is also affected by *metacognition*—the ability to monitor understanding of the text. Students must be able to perform several functions to develop metacognitive control over reading and understanding. He or she must be able to:

1. Ask first, “What do I already know about this topic?” then, “Do I have enough information to understand this text?” Answers to these questions will directly influence the use of the inductive method.
2. Identify the purpose for reading each selection.
3. Focus on particular information.
4. Monitor understanding by recalling background knowledge and relating it to the context by asking questions like: “How am I doing?” “Am I keeping the big picture in mind?” “Am I bogged down?” “If so, how do I fix it—reread the passages or ask for help?” (Nothing wrong with the latter.)
5. Evaluate understanding of the context by asking, “What did I learn?” With respect to Inductive Bible Study, “How do I apply this information?”

## Instructional Strategies

Writing as a response reinforces learning and so this method is prevalent in these books. Encourage students to share ideas and insights with you and other students.

Reading is the highest intellectual activity of the human experience. More sectors of the brain are active than in other endeavors including mathematics and flying an airplane. It's the most totally interactive processing of information, even when children are reading Mother Goose.

Take time for students to read aloud with a friend. Reading *out loud* and listening promote interactions between the brain's left and right hemispheres and activate little-used pathways. Reading *silently* activates a much smaller part of the brain.

Give students a chance to express themselves at every opportunity. This forces them to retrieve information stored in their *schemata* (background knowledge) for application to new information. What better opportunity is there than to *inductively* look at curriculum and context?

You will notice that you are asked to read some content aloud as students follow along. This frees unsure readers to focus on context rather than decoding strategies. By doing this, you will remove stumbling blocks to understanding; otherwise, reluctant readers will be convinced that inductive study is impossible for them—the last thought you want to instill!

We have included weekly quizzes with memory verses and also multiple-choice questions that will force students to think about what they have learned. Based on how they answer these questions, you will know whether they have grasped the material adequately.

In view of this sparse introduction to learning requirements for success, it's important that you apply strategies that lead students to develop the ability to self-monitor understanding of context each step of the way. These **Teacher Guides** offer suggestions to assure that students, regardless of their abilities, will learn to read the Bible with understanding as you lead them, step-by-step, through the Inductive Study Method.

## **Discover 4 Yourself Objectives**

The Discover 4 Yourself series objectives are not the same as the behavioral objectives of general subject matter. The books contain outstanding biblical subjects of course, but they are written *primarily* to be a tool for young students to learn the Inductive Bible Study Method.

Playing an instrument well requires repetition and application of skills learned. Similarly, effective study is developed by repeated practice and good role modeling of an outstanding study method. Accordingly these **Teacher Guides** contain global objectives for the student *and the teacher*.

We'll start with the teacher.

### **Discover 4 Yourself Teacher Guide Objectives**

- ✓ To help the teacher identify students' metacognitive needs as they read texts.
- ✓ To show the teacher how to model use of the Inductive Study Method so students will be able to apply the techniques independently when studying God's Word.
- ✓ To offer the teacher effective teaching strategies to assure that students succeed when they study the Bible.

### **Discover 4 Yourself Student Workbook Objectives**

- ✓ To learn how to read, observe, and interpret the Bible for themselves.
- ✓ To practice this method independently within an encouraging environment.

All Scripture quotations are taken from the New American Standard Bible®, © 1960, 1962, 1963, 1968, 1971, 1972, 1973, 1975, 1977, 1995 by The Lockman Foundation. Used by permission.

*Cover & interior illustrations by Steve Bjorkman Studio, Irvine, CA*

*Cover by Left Coast Design, Portland, Oregon*

DISCOVER 4 YOURSELF is a registered trademark of The Hawkins Children's LLC. Harvest House Publishers, Inc. is the exclusive licensee of the trademark, DISCOVER 4 YOURSELF.

Discover 4 Yourself® Inductive Bible Studies for Kids

## **ABRAHAM-GOD'S BRAVE EXPLORER**

Copyright © 2003 by Precept Ministries International

Published by Harvest House Publishers

Eugene, Oregon 97402

[www.harvesthousepublishers.com](http://www.harvesthousepublishers.com)

ISBN-13: 978-0-7369-0936-5

ISBN-10: 0-7369-0936-2

**All rights reserved.** No part of this publication may be reproduced, stored in a retrieval system, or transmitted in any form or by any means—electronic, mechanical, digital, photocopy, recording, or any other—except for brief quotations in printed reviews, without the prior permission of the publisher.

**Printed in the United States of America.**

11 12 13 14 15 16 17 / ML-KB / 15 14 13 12 11 10 9 8 7 6


(page 5)

1

# CONTENTS

2

Searching for Truth— A Bible Study <i>You Can Do!</i> . . . . .	6
1. Abram's Brave Adventure . . . . .	7
2. A Blood Covenant . . . . .	37
3. Abram's New Name . . . . .	65
4. Fire and Brimstone . . . . .	87
5. Abraham Celebrates . . . . .	109
6. Abraham's Test of Faith . . . . .	129
Puzzle Answers . . . . .	153
Observation Worksheets . . . . .	157



## Guided Instruction

**1** Give a copy of ***Abraham—God's Brave Explorer*** to each student.

**2** Turn together to the CONTENTS page. Lead students through a quick overview of the book. Point out the structure of each chapter, noting that there will be a lesson and activities to do each day for five days.

### **"Abram's Brave Adventure" . . . . . 7**

Max, Molly, Sam, and their families embark on an adventure to explore the Oregon Trail. During this trek, they follow another explorer God sent into an unknown land: Abraham. They also trace Abraham's generations back to Shem, Noah's son.

### **"A Blood Covenant" . . . . . 37**

Max and Molly continue to travel the Oregon Trail in an SUV. They discover that God commanded Abram to move out on faith and rely totally on Him. God makes a covenant with Abram that his descendants will have a land all their own, forever.

### **"Abram's New Name" . . . . . 65**

Max and Molly take a Wagon Train adventure. They discover that God's presence is with Abram throughout his journey.

### **"Fire and Brimstone" . . . . . 87**

Just like their wagon master, Murph has a plan for each day's travel. God had a plan to lead Abram and his people through many hardships on the way to the Promised Land. He never left Abram's side.

### **"Abraham Celebrates" . . . . . 109**

Max and Molly continue to follow Abraham's travels and learn that no matter what mistakes Abraham makes, God still faithfully protects him. God does an amazing thing for Abraham and Sarah. He gives them a son. This seemed impossible to them, but nothing is impossible with God.

### **"Abraham's Test of Faith" . . . . . 129**

Max and Molly trek across the country and discover the hardships of pioneers. They search God's Word to see how God's faithful servant Abraham reacted to an impossible request. What test did God have for Abraham?

**3** After leading students through an overview of the Contents, turn to "Searching for Truth" on page 6. Read aloud as students follow along.

# Guided Instruction

(page 6)

3

## SEARCHING FOR TRUTH— A BIBLE STUDY YOU CAN DO!

Hey! Guess what? Molly, Sam (the great detective beagle), and I are heading out West to follow the Oregon Trail. Doesn't that sound exciting? By the way, my name is Max, and we want you to join us in an exciting adventure in God's Word as we travel across the hot, dusty wilderness and discover one of God's brave explorers—a man named Abram.

Did you know that the pioneers who followed the Oregon Trail left behind their homes, country, and families to begin a new life in a land that they had never seen in the hope of having a better life? WHAT about Abram? WHO is this brave explorer? WHY did he leave his home and journey to a land he didn't know? WHY did God change his name from Abram to Abraham? And WHAT did he do to have a life full of blessings and to be called God's friend? Isn't that awesome to think that God would call you His friend?


You have so much to discover about Abraham as you study God's map, the Bible—the source of all truth—and ask God's Spirit to lead and guide you. You also have this book, which is an inductive Bible study.

That word *inductive* means you go straight to the Bible *yourself* to investigate the life of Abraham in the Book of Genesis and discover what it means, instead of depending on what someone else says it means.

So pack up your gear, and don't forget God's map!

Let's begin our westward trek over rugged terrain to discover what it means to walk by faith and become

God's friend.  
Westward ho! Let's go!



### THINGS YOU'LL NEED

NEW AMERICAN STANDARD BIBLE (UPDATED EDITION)—OR, PREFERABLY, THE NEW INDUCTIVE STUDY BIBLE (NISB)

PEN OR PENCIL

COLORED PENCILS

INDEX CARDS

A DICTIONARY

THIS WORKBOOK


**Guided Instruction**

**WEEK 1**

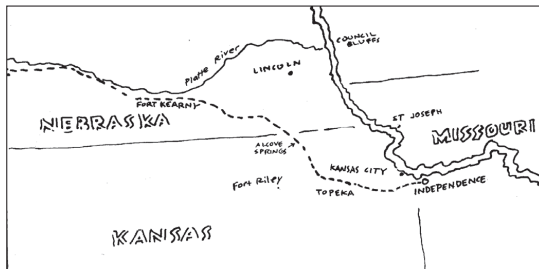


**4** Read the introduction on page 7 and "Following God's Brave Explorer" on page 8.

**4**



**GENESIS 11-14**



"All right! The SUV is packed and ready to go. Uh-oh, where's Sam? Sam, where are you? Come on, boy, we're ready to go. Watch out—here he comes! Quick! Move out of the way! Whew—just in time. Sam, settle down, boy. You almost ran over Molly.

"Okay, let's pile in the SUV and hit the road. Our first stop is St. Louis, Missouri, where many of the pioneers arrived from their homes to get ready for the adventure of their life. So pull out God's map—the Bible—and as we head west for our big adventure, let's find out about God's brave explorer. WHO is Abram and WHY did he leave his home? Was it for the spirit of adventure or a better life, like it was for some of our pioneers? Let's open God's map to find out."

## Guided Instruction

Bow your heads and read the prayer on page 8. God will be with you throughout this study.

8

WEEK ONE



4

### FOLLOWING GOD'S BRAVE EXPLORER

We are on our way. As you open God's map to discover WHO Abram is, WHAT is the first thing you need to do? Do you know? You've got it! Pray. Bible study should always begin with prayer.

We need God to be our Wagon Master as we begin our journey on the Oregon Trail. The wagon master was in charge of the entire wagon train. He made all the decisions about whether to go on or stop. He also decided which trail they should take. His word was law!

Just like the wagon master took care of the pioneers on their journey, we need God to direct us and teach us by His Spirit as we begin our journey in His Word, so that we can understand what He says and make sure we handle His Word accurately. Let's pray, and then we can start reading God's map.



*Heavenly Father, we praise You for being our Shepherd who leads us as we study Your Word. Open our eyes so that we can see truth as we study Abram's life. Open our hearts so that we can understand what Your Word means. Help us to apply all that we learn to our lives so that we can be more like Jesus. We want to please You. We love You and ask these things in Jesus' name. Amen.*

Abram's life begins in the Book of Genesis, which is known as the book of beginnings. So as we start our research on our brave explorer, we need to put ourselves in context by reviewing the Book of Genesis.

**5** WHAT is context? Context is the setting in which something is found. This is very important in Bible study. Context is a combination of two words: *con*, which means "with," and *text*, which means "what is written." So when you look for context in the Bible, you look at the verses and chapters surrounding the passage you are studying, such as looking at the whole Book of Genesis, as well as seeing how the passage fits into the whole Bible.

Context also includes:

- ✦ The place something happens. (This is geographical context, such as knowing where Abram lived. Did he live in the land of Canaan or in the United States?)
- ✦ The time in history an event happens. (This is historical context, such as, did Abram live before Noah and the flood or after the flood?)
- ✦ The customs of a group of people. (This is cultural context. For instance, did Abram live in a tent or in a house like we do today?)

If you have already studied Genesis Part One, *God's Amazing Creation*, and Genesis Part Two, *Digging Up the Past*, then you have discovered for yourself that Genesis is a book of generations. A generation is what is brought into being. It shows where something or someone came from. A generation shows the order of birth, the family history.

In Genesis 2:4 we see the generations of the heavens and the earth. In Genesis 5:1 we see the generations of Adam. We see Noah's generations in Genesis 6:9; Shem, Ham, and Japheth's generations in Genesis 10:1; and Shem's generations in Genesis 11:10. WHERE does Abram fit into these generations? Let's find out.

Turn to your Observation Worksheets on page 157. Observation Worksheets are pages that have the Bible text printed out for you to use as you do your research on the life of Abram.

Now read Genesis 11:24-32 and mark every reference to Abram in a special way by coloring *Abram* blue, along with

## Guided Instruction

**5** Review the meaning of "context" and Genesis as a book of generations on page 9. Explain what a generation is and review the generations of Genesis 2:4–11:10.

# Guided Instruction

Discuss pronouns on page 10.

**6** Turn to page 158 and read Genesis 11:24–32 aloud as students follow along. If you are teaching in a classroom and have an overhead projector, make a transparency of your Observation Worksheet for a visual aid. You may want to blow it up to poster size and hang it on a wall and then have your students call each reference to *Abram* out loud as you read it and mark it together—you on the transparency and they in their books. If you’re skilled at PowerPoint and have time, you can import an Observation Worksheet then select symbols from PP’s palette or elsewhere, color them, place them over the words, and even animate them—bring them in one at a time.

After they have marked *Abram*, go back and read the verses again and have the kids mark the key phrase “*these are the generations of*” by putting a blue box around this phrase. Then discuss how to get the facts by asking the 5W and H questions on page 10-11. Return to the selected verses and ask the 5W and H questions on page 12-13.

any pronouns that also refer to Abram. WHAT are pronouns? Check out Max and Molly’s map below.

**5**

**PRONOUNS**

Pronouns are words that take the place of nouns. A noun is a person, place, or thing. A pronoun stands in for a noun! Here’s an example: “Molly and Max are heading west to travel the Oregon Trail. They will have to drive about 3000 miles from their home to get to the end of the trail.” The word *they* is a pronoun because it takes the place of Molly’s and Max’s names in the second sentence. It is another word we use to refer to Molly and Max.

Watch for these other pronouns when you are marking people:

I	you	he	she
me	yours	him	her
mine		his	hers
we	it		
our	its		
they	them		

Now that you have marked *Abram*, go back and mark one of the key phrases in the Book of Genesis, “*these are the generations of*,” by putting a blue box around this key phrase.

Great! Now let’s ask some questions. An explorer always

of Nahor, and he had *other* sons and daughters.

(page 158)

**6**

- 24 Nahor lived twenty-nine years, and became the father of Terah;
- 25 and Nahor lived one hundred and nineteen years after he became the father of Terah, and he had *other* sons and daughters.
- 26 Terah lived seventy years, and became the father of **Abram**, Nahor and Haran.
- 27 Now **these are the records of the generations of** Terah. Terah became the father of **Abram**, Nahor and Haran; and Haran became the father of Lot.

## Guided Instruction

### OBSERVATION WORKSHEETS 159

- 28 Haran died in the presence of his father Terah in the land of his birth, in Ur of the Chaldeans.
- 29 Abram and Nahor took wives for themselves. The name of Abram's wife was Sarai; and the name of Nahor's wife was Milcah, the daughter of Haran, the father of Milcah and Iscah.
- 30 Sarai was barren; she had no child.
- 31 Terah took Abram his son, and Lot the son of Haran, his grandson, and Sarai his daughter-in-law, his son Abram's wife; and they went out together from Ur of the Chaldeans in order to enter the land of Canaan; and they went as far as Haran, and settled there.
- 32 The days of Terah were two hundred and five years; and Terah died in Haran.

Ch...

(page 10)

gets the facts by asking lots of questions before he or she begins a journey.

Let's see WHAT we can learn about Abram and his family by asking the 5 W's and an H questions. What are the 5 W's and an H? They are the WHO, WHAT, WHERE, WHEN, WHY, and HOW questions.

1. Asking WHO helps you find out:

WHO wrote this?

WHOM are we reading about?

*Abram's Brave Adventure*

11

To WHOM was it written?

WHO said this or did that?

2. WHAT helps you understand:

WHAT is the author talking about?

WHAT are the main things that happen?

2. WHAT helps you learn:

## Guided Instruction

**Genesis 11:27 WHOSE generations are these in Genesis 11:27? The generations of Terah**

**Genesis 11:27 WHO did Terah father? Abram, Nahor, and Haran**

(page 11)


3. WHERE helps you learn:

WHERE did something happen?

WHERE did they go?

WHERE was this said?

When we discover a WHERE, we double-underline the WHERE in green.

4. WHEN tells us about time. We mark it with a green clock like this: 

WHEN tells us:

WHEN did this event happen or WHEN will it happen?

WHEN did the main characters do something? It helps us to follow the order of events.

5. WHY asks questions like:

WHY did he say that?

WHY did they go there?

WHY did this happen?

6. HOW lets you figure out things like:

HOW is something to be done?

12

WEEK ONE

HOW did people know something had happened?

Now get the facts.

WHOSE generations are these in Genesis 11:27?

**The generations of Terah**

Looking back at Genesis 11:10, we see that Terah came from the generations of Shem. Let’s find out WHO is in Terah’s family tree.

Genesis 11:27 WHO did Terah become the father of?

**Abram, Nahor, and Haran**

(page 12)

Genesis 11:27 WHO did Haran become the father of?

**Lot**

Genesis 11:29 WHO was Abram's wife?

**Sarai**

Genesis 11:30 WHAT do we see about Sarai?

**She was barren.**

Genesis 11:31 WHERE did Terah's family live?

**In Ur of the Chaldeans**

*Abraham's Brave Adventure*

13

Genesis 11:31 WHERE did Terah settle his family?

**In Haran**

Genesis 11:32 WHAT happened to Terah in Haran?

**He died.**

Now read Genesis 11:27-32 again so you can

## Guided Instruction

Genesis 11:27 WHO did Haran become the father of? **Lot**

Genesis 11:29 WHO was Abram's wife? **Sarai**

Genesis 11:30 WHAT do we see about Sarai? **She was barren.**

Genesis 11:31 WHERE did Terah's family live? **In Ur of the Chaldeans**

Genesis 11:31 WHERE did Terah settle his family? **In Haran**

Genesis 11:32 WHAT happened to Terah in Haran? **He died.**

# Guided Instruction

**7** Look at Terah’s Family Tree. Reread Genesis 11:27-29 to add names of the family members for these verses. We’ll complete the family tree as we do our study.

**Under Terah, write Abram, Nahor, and Haran (Genesis 11:27).**

Read the selected verses to complete Terah’s family tree.

**Under Abram write the names of his wife. Sarai (Genesis 11:29)**

**Under Nahor write the name of his wife. Milcah (Genesis 11:29)**

**Under Haran write the names of his children.**

**Lot, his son (Genesis 11:27)**

**Milcah, his daughter (Genesis 11:29)**

**Iscah, his daughter (Genesis 11:29)**

We’ll be adding names to this family tree as we go along. You can find a completed tree on page 206.

(page 158)

27 Now these are the records of the generations of Terah. Terah became the father of Abram, Nahor and Haran; and Haran became the father of Lot.

## OBSERVATION WORKSHEETS 159

28 Haran died in the presence of his father Terah in the land of his birth, in Ur of the Chaldeans.

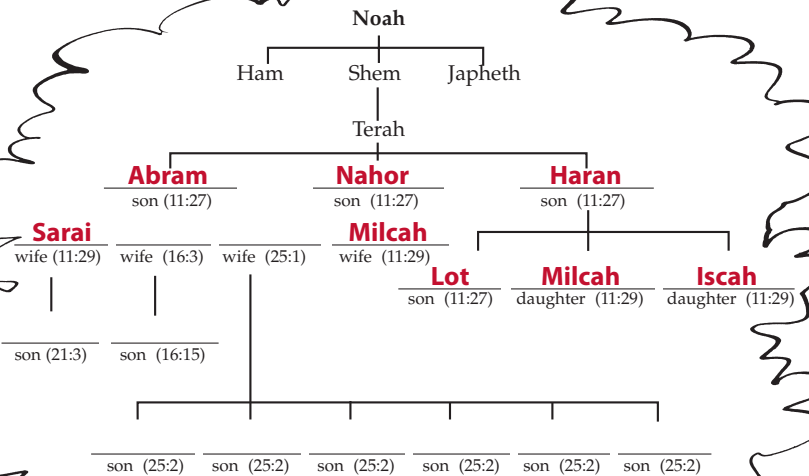
29 Abram and Nahor took wives for themselves. The name of Abram’s wife was Sarai; and the name of Nahor’s wife was Milcah, the daughter of Haran, the father of Milcah and Iscah.

30 Sarai and Milcah had no children.

(page 13)

Now go back and read Genesis 11:27-29 again so you can fill in part of Terah’s family tree below. We’ll complete his family tree as we continue our journey in God’s Word.

**7**

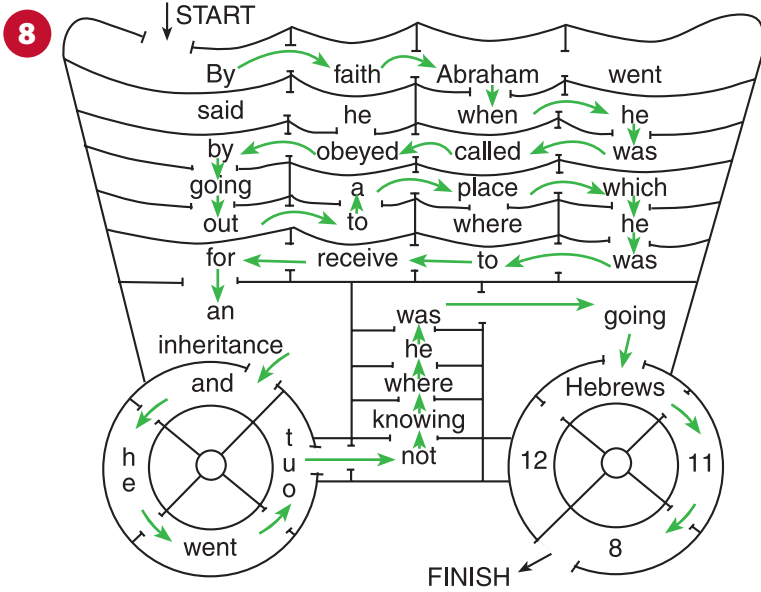


Wow! Look at all you have discovered from just a small portion of God's map! You are going to make quite an explorer!

Before we arrive in St. Louis, there is one more thing you need to do. A brave explorer for God needs to be prepared for the journey that God has planned for him or her, and the only way to be ready for whatever God has for you is to know His Word. Hiding God's Word in your heart will keep you on the right road when the going gets tough and will give you hope as you put your faith in God.

As part of your journey across the wilderness, you need to learn a memory verse each week so that by the time you arrive in Oregon City, Oregon, you will be fully equipped for whatever God has planned for your life.

To discover this week's verse, use your navigational skills to find the correct path in the maze below. Then fill in the blanks with the correct words on the lines after the maze.



## Guided Instruction

**8** Turn to page 14 and follow the path in the maze to discover your memory verse. Write the verse on page 15. Copy it to an index card. Practice saying it aloud three times in a row, three times a day.

## Guided Instruction

**By faith Abraham, when he was called, obeyed by going out to a place which he was to receive for an inheritance; and he went out not knowing where he was going.**

**Hebrew 11:8**

**9** Turn to page 193 and highlight verse 8 in yellow. Write MV in the margin for "Memory Verse."

You have completed a busy lesson. God notices your diligence while studying His Word.

(page 193)

righteousness which is according to faith.

**9**

MV

8 By faith Abraham, when he was called, obeyed by going out to a place which he was to receive for an inheritance; and he went out, not knowing where he was going.

9 By faith he lived as an alien in the land of promise, as in a for-

heirs of

*Abram's Brave Adventure*

15

**By faith Abraham, when he was called, obeyed by going out to a place which he was to receive for an inheritance; and he went out, not knowing where he was going.**

—Hebrews **11** : **8**

Way to go! Now practice saying it aloud three times in a row, three times every day!

(page 15)



10

### GOD CALLS ABRAM

"Look!" exclaimed Molly as Max, Sam, and their families headed through the park in St. Louis toward the St. Louis arch. "There it is—straight ahead. I can't believe how big it is!"

"Oh, wow! Hurry up, everyone. I can't wait to see it up close. Do we really get to ride all the way to the top of the arch, Dad?"

"You sure do, Max," answered Luke, Max's dad. "We can ride all the way to the top in a tiny five-passenger capsule. Then we can get out inside the top of the arch and look through some tiny little windows."

"This is going to be so awesome," Max stated. "How high up will we be?"

Max's Aunt Kathy, who is Molly's mom, answered as she read from their guidebook. "The arch is one of the United States' greatest and tallest monuments. It is 630 feet tall!"

## Guided Instruction



Today you'll review some scriptures to get your mind within the context. Then you'll look at cross-references to compare passages about Abram's travels.

Ask God to clear your mind and give you understanding and endurance to complete this lesson.

**10** Turn to page 15 and read "God Calls Abram." Then turn to page 158 to reread Genesis 11:24-32 to answer the questions on pages 16-18.

16


WEEK ONE

"Cool," replied Max. "We're almost there. Let's race, Molly."

"Okay," Molly laughed. "Go," she yelled as she took off across the grass to beat Max and be the first one to touch the arch.

Now as we head inside the arch with Max, Molly, Sam, and their families to take a ride to the top, let's talk with our Wagon Master—God. Then we can pull out God's map and discover what's happening with our brave explorer Abram.

As we ride to the top of the arch, turn to your Observation Worksheet on Genesis 11:24-32 on pages 158-159.



Let's review what we saw yesterday as we discovered

## Guided Instruction

(page 158)

- of Nahor, and he had other sons and daughters.
- 24 Nahor lived twenty-nine years, and became the father of Terah;
- 25 and Nahor lived one hundred and nineteen years after he became the father of Terah, and he had *other* sons and daughters.
- 26 Terah lived seventy years, and became the father of Abram, Nahor and Haran.
- 27 Now these are *the records of the generations of* Terah. Terah became the father of Abram, Nahor and Haran; and Haran became the father of Lot.

### OBSERVATION WORKSHEETS 159

- 28 Haran died in the presence of his father Terah in the land of his birth, in Ur of the Chaldeans.
- 29 Abram and Nahor took wives for themselves. The name of Abram's wife was Sarai; and the name of Nahor's wife was Milcah, the daughter of Haran, the father of Milcah and Iscah.
- 30 Sarai was barren; she had no child.
- 31 Terah took Abram his son, and Lot the son of Haran, his grandson, and Sarai his daughter-in-law, his son Abram's wife; and they went out together from Ur of the Chaldeans in order to enter the land of Canaan; and they went as far as Haran, and settled there.
- 32 The days of Terah were two hundred and five years; and Terah died in Haran.

Ch...

Genesis 138-139.

(page 16)

Let's review what we saw yesterday as we discovered WHO was Abram's family.

Genesis 11:31 WHERE did they live?

\_\_\_\_\_ **Ur** \_\_\_\_\_ of the \_\_\_\_\_ **Chaldeans** \_\_\_\_\_

WHERE was Terah (Abram's father) headed to with Abram, Lot (Terah's grandson and Abram's nephew), and Sarai (Abram's wife)?

The \_\_\_\_\_ **land** \_\_\_\_\_ of \_\_\_\_\_ **Canaan** \_\_\_\_\_

But as they began their journey they ended up WHERE?

In \_\_\_\_\_ **Haran** \_\_\_\_\_

Genesis 11:32 And then WHAT happened?

\_\_\_\_\_ **Terah** \_\_\_\_\_ died.

*Abram's Brave Adventure*

17

Now WHY did Terah decide to move his family? Do you know? Let's find out by doing some cross-referencing. WHAT is *cross-referencing*? Cross-referencing is where we compare Scripture with Scripture by going to other passages in the Bible. This is a very important Bible study tool that we can use as we search out the meaning of Scripture because we know that Scripture never contradicts Scripture.

Let's take out God's map (the Bible). Look up and read Acts 7:1-5.

Looking at Acts 7:2-3, WHY did Abraham (Abram) decide to leave his country?

**God told him to come to a land He would show him.**

\_\_\_\_\_

Acts 7:2 WHEN did God speak to Abraham?

When he was in \_\_\_\_\_ **Mesopotamia** \_\_\_\_\_, before he lived in \_\_\_\_\_ **Haran** \_\_\_\_\_

Acts 7:3 WHAT did God tell Abraham to do?

**"Leave your country and relatives and come to**

**the land that I will show you."**

## Guided Instruction

**Genesis 11:31 WHERE did they live? In Ur of the Chaldeans**

**WHERE was Terah heading to with Abram, Lot, and Sarai? The land of Canaan**

**But as they began their journey they ended up WHERE? In Haran**

**Genesis 11:32 WHAT happened then? Terah died.**

In your Bible, find Acts and read the selected verses to answer the questions.

**Acts 7:2-3 WHY did Abraham (Abram) decide to leave his country? God told him to come to a land He would show him.**

**Acts 7:2 WHEN did God speak to Abraham? When he was in Mesopotamia, before he lived in Haran**

**Acts 7:3 WHAT did God tell Abraham to do? "Leave your country and relatives and come to the land that I will show you."**

# Guided Instruction

**Acts 7:4 WHAT did Abraham do? He left the land of the Chaldeans and settled in Haran.**

**Acts 7:4 WHAT did God do to Abraham after his father died? He “removed him” from Haran to the new country.**

Read Isaiah 51:1, 2 in your Bible

**ISAIAH 51:2 WHEN did God call Abraham? When “he was but one”**

**Isaiah 51:2 WHAT happened after God called Abraham? God blessed him and multiplied him.**

**11** Look up and reread Hebrews 11:8.

(page 17)

Acts 7:4 WHAT did Abraham do?

**He left the land of the Chaldeans and settled in Haran.**

18

WEEK ONE

Acts 7:4 WHAT did God have Abraham do after his father died?

**He “removed him” from Haran to the new country.**

Look up and read Isaiah 51:1,2.

Isaiah 51:2 WHEN did God call Abraham?

**When “he was but one”**

Isaiah 51:2 WHAT happened after God called Abraham?

God **blessed** him and **multiplied** him.

Now let’s look up one more verse—your memory verse. Have you practiced it today? Look up and read Hebrews 11:8.

(page 193)

righteousness which is according to faith.

**11**

8 By faith Abraham, when he was called, obeyed by going out to a place which he was to receive for an inheritance; and he went out, not knowing where he was going.

9 By faith he remained in a for-

(page 18)

WHAT did Abraham do when he was called?

He o **b e y e** d.

HOW? By **faith, Abraham obeyed by going out to a place which he was to receive for an inheritance; and he went out, not knowing where he was going.**

Did Abraham know where he was going?

Take a look at the map on the next page to see the route that Abraham took to get to Canaan.

Now we know WHY Terah decided to move his family. Acts 7 tells us that God appeared to Abraham and told him to leave his country and relatives to go to a land He would show him. Isaiah 51 and Hebrews 11 show us that God called

## Guided Instruction

WHAT did Abraham do when he was called? **He o b e y e d.**

HOW? **By faith, Abraham obeyed by going out to a place which he was to receive for an inheritance; and he went out, not knowing where he was going.**

Did Abraham know where he was going?

**Elicit discussion and answer this question independently.**

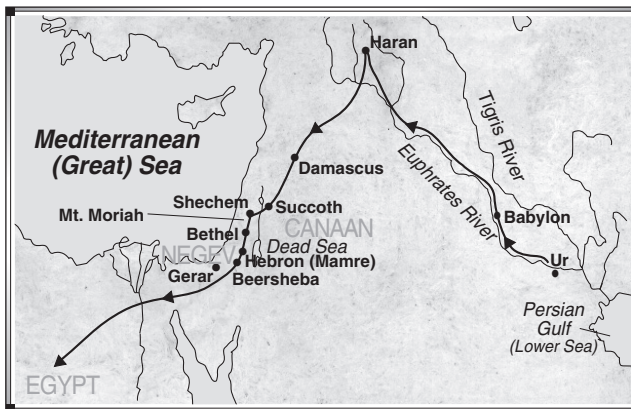
**12** Study the map on page 19 and trace Abraham's journey to the new land.

Elicit discussion. HOW about you? Do you trust God's future?

Abram's Brave Adventure

19

12



Abraham. In Hebrews we also see that Abraham obeyed, not knowing where he was going. Isn't that awesome?

Abraham had faith. He trusted and followed God when God called him, even though he didn't know where it would lead him.

HOW about you? Have you put your faith in God? Are you willing to follow Him? Do you obey when God shows you what you need to be doing? Think about how you respond to God's call.

We'll uncover more as we continue our journey tomorrow. Now that we've made it to the top of the arch, let's practice our memory verse as we take in the fantastic view of St. Louis from 630 feet above the ground!

## Guided Instruction



Just as early American pioneers needed plans and a guide, you need the Lord to keep you on track and safe. Ask God to be by your side as you delve deeper into His Word today.

Hang a map of the United States on the wall. Locate Independence, Missouri. This was the starting point for the pioneers’ journey on the Oregon Trail.

**13** Turn to the map on page 19 and follow Abraham’s journey. Circle Ur in green. This is the starting point for Abraham’s move of faith. Then circle Haran in green. This is where Abraham settled.

**14** Read “Learning to Follow God” on pages 19-20.

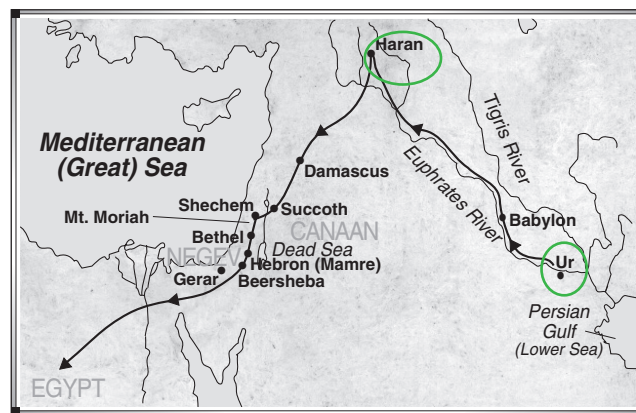
(page 19)

**14**

### LEARNING TO FOLLOW GOD

“Wasn’t it awesome being in the top of the arch?” Max asked Molly as they were eating breakfast the next morning.

(page 19)

**13**

“Yeah, I loved it,” replied Molly. “But getting up there was another thing. That little capsule was sooooo small and stuffy. I didn’t think those four minutes would ever end.”

Max laughed as he replied, “Sam didn’t like it too much either. I have never heard him bark so much, have you?”

Max’s mom, Jena, responded, “Sam, you almost got us kicked out of the arch. Now be a good dog today as we head to Independence, Missouri—one of the three ‘jumping-off’ places for the pioneers. It will be the official start of our journey on the Oregon Trail.”

“Yeah!” Max and Molly exclaimed. “We’re ready to go!”

How about you? Have you talked with your Wagon Master? Let’s begin the next leg of our journey. Turn to page 159 to Genesis 12. Today as we read our map we need to mark some key words.

What are *key words*? Key words are words that pop up more than once. They are called key words because they help unlock the meaning of the chapter or book that you are studying and give you clues about what is most important in a passage of Scripture.

† Key words are usually used over and over again.

† Key words are important.

† Key words are used by the writer for a reason.


(page 20)

Once you discover a key word, you need to mark it in a special way using a special color or symbol so that you can immediately spot it in Scripture. Don't forget to mark any pronouns that go with the key words, too! So let's get started. Read Genesis 12 and mark the following key words:

15

 Lord (draw a purple triangle and color it yellow)

Abram (color it blue)


 bless (blessing, blessed) (put a blue cloud around it and color it pink)

land (double-underline it in green and color it blue)

 altar (draw a red box around it)

Lot (color it orange)

 famine (box it in black and color it brown)

Don't forget to mark anything that tells you WHERE by double-underlining the WHERE in green. And don't forget to mark anything that tells you WHEN by drawing a green clock like this: 

(page 159)

## Guided Instruction

**15** Have your students make a key word bookmark by copying the key words on an index card. Turn to page 159 and read Genesis 12 aloud using your Observation Worksheet visual aid as students follow along and call out each key word. Then mark them together as we noted on page 14.

**Lord (purple triangle shaded yellow)**

**Abram (color blue)**

**Bless, blessing, blessed (blue cloud shaded pink)**

**Land (double underline in green and color blue)**

**Altar (draw a red box around it)**

**Lot (color orange)**

**Famine (box in black and shade brown)**

**WHERE (double-underline in green words that denote place)**

**WHEN (draw a green clock over words that denote time)**

### 17 Chapter 12

- 1 Now the LORD said to Abram,  
"Go forth from your country,  
And from your relatives  
And from your father's house,  
To the land which I will show you;
- 2 And I will make you a great nation,  
And I will bless you,  
And make your name great;  
And so you shall be a blessing;
- 3 And I will bless those who bless you,  
And the one who curses you I will curse.  
And in you all the families of the earth will be blessed."
- 4 So Abram went forth as the LORD had spoken to him; and Lot went with him. Now Abram was seventy-five years old when he departed from Haran.

## Guided Instruction

This is one of the most exciting chapters in the book of Genesis. God is actually leading Abraham and his family to a new land.

### 160 OBSERVATION WORKSHEETS

- 5 Abram took Sarai his wife and Lot his nephew, and all their possessions which they had accumulated, and the persons which they had acquired in Haran, and they set out for the land of Canaan; thus they came to the land of Canaan.
- 6 Abram passed through the land as far as the site of Shechem, to the oak of Moreh. Now the Canaanite was then in the land.
- 7 The LORD appeared to Abram and said, “To your descendants I will give this land.” So he built an altar there to the LORD who had appeared to him.
- 8 Then he proceeded from there to the mountain on the east of Bethel, and pitched his tent, with Bethel on the west and Ai on the east; and there he built an altar to the LORD and called upon the name of the LORD.
- 9 Abram journeyed on, continuing toward the Negev.
- 10 Now there was a famine in the land; so Abram went down to Egypt to sojourn there, for the famine was severe in the land.
- 11 It came about when he came near to Egypt, that he said to Sarai his wife, “See now, I know that you are a beautiful woman; and when the Egyptians see you, they will say, ‘This is his wife’; and they will kill me, but they will let you live.
- 12 “Please say that you are my sister so that it may go well with me because of you, and that I may live on account of you.”
- 13 It came about when Abram came into Egypt, the Egyptians saw that the woman was very beautiful.
- 14 Pharaoh’s officials saw her and praised her to Pharaoh; and the woman was taken into Pharaoh’s house.
- 15 Therefore he treated Abram well for her sake; and gave him sheep and oxen and donkeys and male and female servants and female donkeys and camels.

### OBSERVATION WORKSHEETS 161

- 17 But the LORD struck Pharaoh and his house with great plagues because of Sarai, Abram’s wife.
- 18 Then Pharaoh called Abram and said, “What is this you have done to me? Why did you not tell me that she was your wife?”
- 19 “Why did you say, ‘She is my sister,’ so that I took her for my wife? Now then, here is your wife, take her and go.”
- 20 Pharaoh commanded his men concerning him; and they escorted him away, with his wife and all that belonged to him.

(page 21)

16

Now let's make a list to see what God promised Abram.

Genesis 12:1 I will give you a l a n d that I will show you.

Genesis 12:2 I will make you a great nation.

Genesis 12:2 I will bless you and make your n a m e great.

Genesis 12:7 To your descendants I will give this land.

As we follow Abram on our journey of faith, we need to watch and see what God does. Does God keep His promises to Abram? Remember, Sarai is barren at this point. *Barren* means that she and Abram have never had a child, yet God has promised to make Abram a great nation and to give his descendants this land. In order for God to make Abram a

22

WEEK ONE

great nation, we know that someday He will give Abram and Sarai a child.

Now let's continue to get the facts by asking the 5 W's and an H.

Genesis 12:4 HOW old is Abram when he departs from Haran?

75 years old

Can you believe that Abram is 75 years old, and he doesn't have any children yet? (By the way, did you remember to put a green clock over Abram's age?)

Genesis 12:5 WHOM did Abram take with him?

His wife Sarai, his nephew Lot, and persons he had acquired in Haran

## Guided Instruction

16 Turn to page 21 and complete the list to discover what God promised Abram.

**Genesis 12:1 I will give you a l a n d that I will show you.**

**Genesis 12:2 I will make you a great nation.**

**Genesis 12:2 I will bless you and make your n a m e great.**

**Genesis 12:7 To your descendants I will give this land.**

17 Turn to page 159 and reread Genesis 12:4-9 to answer the questions on pages 22-24.

**Genesis 12:4 HOW old is Abram when he departs from Haran? 75 years old**

**Genesis 12:5 WHOM did Abram take with him? His wife Sarai, his nephew Lot, and persons he had acquired in Haran**

## Guided Instruction

**Genesis 12:5 WHERE are they headed?**

**To the land of Canaan**

**Genesis 12:6 HOW far did Abram get?**

**Shechem, and the oak of Moreh**

Take a look at your map. Check out where Abram stopped and circle the place in green.

**Genesis 12:7 WHAT happened according to this verse? The Lord appeared to Abram and told him He was giving this land to Abram's descendants.**

**WHAT did Abram build there? An altar to the Lord**

**Genesis 12:8 WHAT did Abram do here? He built another altar to the Lord and called on His Name.**

**Genesis 12:9 WHERE did Abram journey? Toward the Negev**

**18** Answer the questions on pages 23-24.

**Genesis 12:10 WHAT happens? There was a famine. So Abram goes down to Egypt.**

(page 22)

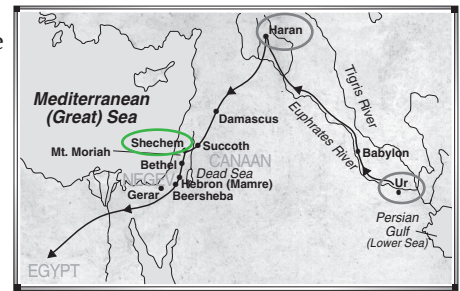
Genesis 12:5 WHERE are they headed?

**To the land of Canaan**

Genesis 12:6 HOW far did Abram get?

**Shechem, and the oak of Moreh**

Take a look at your map. Check out where Abram stopped and circle the place in green.



*Abram's Brave Adventure*

23

Genesis 12:7 WHAT happened in this verse?

**The Lord appeared to Abram and told him He was giving this land to Abram's descendants.**

Genesis 12:7 WHAT did Abram build there?

**An altar to the Lord**

Genesis 12:8 WHAT did Abram do here?

**He built another altar to the Lord and called on His Name.**

Genesis 12:9 WHERE did Abram journey?

**Toward the Negev**

Genesis 12:10 WHAT happens?

**There was a famine. So Abram goes down to Egypt.**

to when

(page 23)

Genesis 12:11-13 WHAT did Abram tell Sarai to do when they got to Egypt?

**He told Sarai to say that she is his sister so they**

**will let him live.**

Genesis 12:15 WHAT did Pharaoh do?

**He took Sarai.**

(page 24)

Genesis 12:16 HOW was Abram treated?

**Well—he was given sheep, oxen, donkeys, male and female servants, female donkeys, and camels.**

Genesis 12:17 WHAT did the Lord do?

**He struck Pharaoh and his house with plagues.**

Genesis 12:17 WHY?

**Because of Sarai**

Genesis 12:18 WHAT did Pharaoh do?

**He gave Sarai back to Abram, and his men**

**escorted them out of the land.**

Look at all we uncovered on our journey today! As Abram begins his journey to follow God, he comes to Shechem where God appears to him and reminds him of His promise. HOW does Abram respond? He builds an altar and worships God.

Then as he continues his journey to Ai, not only do we see Abram build another altar to worship God, but we also see him call on the name of the Lord.

Did you know that in the Bible a person's name reveals his character? So for Abram to call on God's name, he was recognizing God for WHO He is—His character and His ways. To worship God is to acknowledge His worth, to give Him the honor and reverence that is due Him. It is praising God for WHO He is.



## Guided Instruction

Genesis 12:11-13 WHAT did Abram tell Sarai to do when they got to Egypt?

**He told Sarai to say that she is his sister so they will let him live.**

Genesis 12:15 WHAT did Pharaoh do?

**He took Sarai.**

Genesis 12:16 HOW was Abram

treated? **Well—he was given sheep, oxen, donkeys, male and female servants, female donkeys, and camels.**

Genesis 12:17 WHAT did the Lord do?

**He struck Pharaoh and his house with plagues.**

Genesis 12:17 WHY? **Because of Sarai**

Genesis 12:18–20 WHAT did Pharaoh do? **He gave Sarai back to Abram, and his men escorted them out of the land.**

Read the text on pages 24-25. Elicit discussion to answer the questions on page 25.

## Guided Instruction

This lesson required your concentration and diligence. God is pleased!

*Abram’s Brave Adventure*

25

God had been faithful to lead Abram in his journey to the land He had promised, so Abram built the altars to worship God and call on His name.

But what happens next? There’s a famine in the land and, instead of asking God what he should do, Abram heads off on his own. He heads down to Egypt. Did you know that Egypt is a picture of the world?

Not only do we see Abram taking his own route instead of God’s as he heads to Egypt, but we also see that he gets himself into some trouble. Abram tells Sarai that he is afraid that Pharaoh will kill him if he finds out that she is his wife, so he tells her to tell Pharaoh that she is his sister. This shows us that Abram fears man more than he fears God.

Just look at the trouble that brings. God strikes Pharaoh and his household because Pharaoh has taken Sarai.

WHAT a mess! Is Abram perfect? No, we have just seen Abram make a very big mistake. But does God change His mind about His promise to Abram? No way! God rescues Abram by striking Pharaoh and his household.

Even though Abram failed, God didn’t reject him. He still loves Abram and has a plan for his life. This shows us that God is a God of grace and mercy. Grace is unearned favor. We don’t earn God’s love and forgiveness—it is a gift. We also see that God is long-suffering. This means God is patient with us as we learn to rely and depend on Him. Abram is just beginning his journey of faith, learning to trust and depend on God.

HOW about you? WHAT is your relationship like with God? Abram was scared of Pharaoh. Have you ever been scared and said something you shouldn’t have said in order to get out of a difficult situation that you were in? \_\_\_\_ Yes \_\_\_\_ No

If you have, write out what you did on the lines below.

---



---

26

WEEK ONE

Now pray and ask God to help you trust Him the next time you are afraid. Ask Him to give you the courage to do the right thing!

All right—you are on your way on your journey of faith! Don’t forget to practice your memory verse three times in a row three times today!

three times today!

(page 26)




19

### CONFLICT AND CHOICES

As the SUV pulled into the National Frontier Trails Center in Independence, Max said, "Independence, Missouri—one of the three 'jumping-off' places for the pioneers. Did you know our guidebook says that just west of here is the place where the pioneers filled up their water barrels before heading west?"

"That's right, Max," said Max's Uncle Kyle, who is Molly's dad. "When the emigrants arrived here, the first thing they did was look for a wagon train they could join up with. Then they needed to get outfitted with the supplies, tools, and animals for the long, hard journey that was ahead of them. Do you know what they had to do after they joined a wagon train and packed their supplies? They had to wait on one more thing."

"I know, Dad," Molly said. "They had to wait for the grass to turn green so that they could feed the horses, oxen, and other animals along the trail."



Abraham's Brave Adventure

27

"You're right, Molly," replied her dad. "Now let's all go inside and learn how to pack our wagons just like the pioneers did for their trip out West."

As we head into the museum to learn how to pack our wagons, let's read God's map and find out what Abram does and where he goes after Pharaoh's men escort him out of the land of Egypt.

20 Turn to page 161. Read Genesis 13 and mark the following key words:

Abram (color it blue)

Lot (color it orange)

land (double-underline it in green and color it blue)

## Guided Instruction



Ask God to lead you through the study of this lesson. He has a special message just for you.

19 Turn to page 26 and read "Conflict and Choices."

Turn to page 161 and copy the key word markings above the Chapter 13 heading.

20 Have your students copy new key words on their book marks or index cards, or write them on the whiteboard in your classroom. Turn to page 161 and read Genesis 13 aloud using your visual aid as your students or child follow(s) along. Have your students call each key word out loud as you read it, then mark it together, you on your visual aid and they in their books

**Abram** (color it blue)

**Lot** (color it orange)


**land** (double-underline in green and shade blue)

**altar** (draw a red box around it)

## Guided Instruction

land (double-underline it in green and color it blue) (page 27)

altar (draw a red box around it)

Don't forget to mark anything that tells you WHERE by double-underlining the WHERE in green. And don't forget to mark anything that tells you WHEN by drawing a green clock like this: 

(page 161)

### Chapter 13

- 1 So Abram went up from Egypt to the Negev, he and his wife and all that belonged to him, and Lot with him.
- 2 Now Abram was very rich in livestock, in silver and in gold.
- 3 He went on his journeys from the Negev as far as Bethel, to the place where his tent had been at the beginning, between Bethel and Ai,
- 4 to the place of the altar which he had made there formerly; and there Abram called on the name of the LORD.
- 5 Now Lot, who went with Abram, also had flocks and herds and tents.
- 6 And the land could not sustain them while dwelling together, for their possessions were so great that they were not able to remain together.
- 7 And there was strife between the herdsmen of Abram's livestock and the herdsmen of Lot's livestock. Now the Canaanite and the Perizzite were dwelling then in the land.
- 8 So Abram said to Lot, "Please let there be no strife between you and me, nor between my herdsmen and your herdsmen, for we are brothers.

### 162 OBSERVATION WORKSHEETS

- 9 "Is not the whole land before you? Please separate from me; if to the left, then I will go to the right; or if to the right, then I will go to the left."
- 10 Lot lifted up his eyes and saw all the valley of the Jordan, that it was well watered everywhere—*this was* before the LORD destroyed Sodom and Gomorrah—like the garden of the LORD, like the land of Egypt as you go to Zoar.
- 11 So Lot chose for himself all the valley of the Jordan, and Lot journeyed eastward. Thus they separated from each other.
- 12 Abram went into the land of Canaan, while Lot settled in the

- 12 Abram settled in the land of Canaan, while Lot settled in the cities of the valley, and moved his tents as far as Sodom.
- 13 Now the men of Sodom were wicked exceedingly and sinners against the LORD.
- 14 The LORD said to Abram, after Lot had separated from him,  
"Now lift up your eyes and look from the place where you are, northward and southward and eastward and westward;
- 15 for all the land which you see, I will give it to you and to your descendants forever.
- 16 "I will make your descendants as the dust of the earth, so that if anyone can number the dust of the earth, then your descendants can also be numbered.
- 17 "Arise, walk about the land through its length and breadth; for I will give it to you."
- 18 Then Abram moved his tent and came and dwelt by the oaks of Mamre, which are in Hebron, and there he built an altar to the LORD.

Chapter 11

(page 27)

Now turn back to the map on page 19 and follow Abram's journey as you answer the 5 W's and an H questions.

Genesis 13:1 WHERE did Abram go from Egypt?

**To the Negev**

The Negev is the wilderness, a parched land. It is the southern district of Judah.

Genesis 13:3 WHERE did Abram journey from the Negev?

**To as far as Bethel**

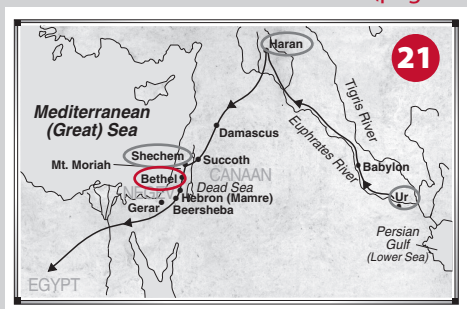
## Guided Instruction

Return to page 27 and answer the questions using the selected verses.

**Genesis 13:1 WHERE did Abram go from Egypt? To the Negev**

**21** **Genesis 13:3 WHERE did Abram journey from the Negev? To as far as Bethel (Locate Bethel on the map on page 19.)**

(page 22)



## Guided Instruction

Genesis 13:3, 4 WHAT did Abram do when he returned to the place his tent was before? He went to the altar that he had built and called on the Lord.

Genesis 13:5-7 WHAT is happening in these verses? Strife between Abram's and Lot's herdsmen because their possessions were so great the land could not sustain them.

Genesis 13:8, 9 WHAT does Abram tell Lot to do? Please separate from me.

Genesis 13:10, 11 WHAT land did Lot choose? The Valley of the Jordan

Genesis 13:13 WHAT do we see about the men of Sodom where Lot settled? They are wicked sinners before the Lord.

28

WEEK ONE

Genesis 13:3,4 WHAT did Abram do when he returned to the place his tent was before? He went to the altar

that he had built and called on the Lord.

Isn't it awesome to see Abram returning to worship God and call on His name after he had failed? Abram sinned when he chose to do things his way instead of trusting God. But God intervened. He protected Abram and His promise to him. Once Abram realized his failure, did he give up? No way! Our brave explorer moves on. He doesn't stay in his failure. He returns to God to call on His name and worship Him.

Genesis 13:5-7 WHAT is happening in these verses?

Strife between Abram's and Lot's herdsmen

because their possessions were so great the land

could not sustain them.

Genesis 13:8,9 WHAT does Abram tell Lot to do?

Please separate from me.

Genesis 13:10,11 WHAT land did Lot choose?

The Valley of the Jordan

Genesis 13:13 WHAT do we see about the men of Sodom where Lot settled?

They are wicked sinners before the Lord.

Genesis 13:12 WHERE did Abram settle?

**In the land of Canaan**

Genesis 13:14,15 WHAT did the Lord tell Abram after he and Lot separated?

**Look to the North, South, East, and West. I will give all this land to you and your descendants forever.**

Genesis 13:16 WHAT did God tell Abram about his descendants?

**They will be as the dust of the earth.**

Genesis 13:17 WHAT did God tell Abram to do?

**Walk all over the land.**

Genesis 13:18 WHERE did Abram move his tent?

**To the oaks of Mamre in Hebron**

Genesis 13:18 WHAT did Abram do?

**He built an altar to the Lord.**

Did you notice the conflict between Lot and Abram? Abram's character is revealed as we see him allowing Lot to choose the land he wanted first. Abram was rich, but he was

## Guided Instruction

**Genesis 13:12 WHERE did Abram settle? In the land of Canaan**

**Genesis 13:14, 15 WHAT did the Lord tell Abram after he and Lot separated? Look to the North, South, East, and West. I will give all this land to you and your descendants forever.**

**Genesis 13:16 WHAT did God tell Abram about his descendants? They will be as the dust of the earth.**

**Genesis 13:17 WHAT did God tell Abram to do? Walk all over the land.**

**Genesis 13:18 WHERE did Abram move his tent? To the oaks of Mamre in Hebron**

**Genesis 13:18 WHAT did Abram do? He built an altar to the Lord.**

Read the rest of the text for this lesson. Elicit discussion before answering the questions on page 30 independently.

## Guided Instruction

30

WEEK ONE

not greedy. Did you notice that Lot chose what he thought was the best land? Was it?

Have you ever had to share the last piece of cake with your brother or sister? When you cut the cake, did you choose the best piece for yourself, or did you allow your brother or sister to choose first?

---

Remember, God watches what we do and rewards our unselfishness.

What did God show Abram after he finally separated from Lot? For the first time God shows Abram the land that He has promised him. Wow! Then God tells him that this land will belong to his descendants forever.

He also tells him that he is going to have so many descendants that they will not be able to be numbered. Isn't that amazing, since Abram is 75 years old and doesn't even have one child? Yet, God is promising him that one day he will have so many descendants that he won't be able to count them all!

Today we have also seen two very different choices: Lot chose what he thought was the best land, but Abram waited on God to show him the land He had promised. How do these choices affect these two men's lives? We'll find out as we continue our journey.

HOW about you? Do you make choices without God's help, or do you wait on God to show you what is best?

Write out what you do.

---

Now that our wagons are packed, let's head to the courthouse in Independence, Missouri, and jump off on the Oregon Trail while we practice saying our memory verse out loud. Westward ho! Let's go!



22

### GOD'S EXPLORER MEETS THE KINGS

"All right!" Max shouted as his whole family piled into the SUV and left Independence. "Westward ho! We are finally on the Oregon Trail! Hey, Molly, did you know that as the pioneers crossed the Missouri border they were also leaving the United States?"

"Hey," replied Molly, "that's kind of like Abram leaving his country to follow God's call."

"It sure is," said Max. "As the wagon master gave the order 'Wagons, ho!' the wagons would creak their way across the plains, leaving the United States on a five- to six-month journey that would change their lives forever."

"I sure am glad it isn't going to take us five to six months to get to Oregon," joined in Max's mom.

Everyone laughed. Max's mom said, "Now why don't we pull out God's map as we hit the trail. Let's head back to Genesis to follow our brave explorer and watch how his journey of following God changes his life."



## Guided Instruction



Ask God to give you clear understanding of His Word.

**22** Turn to page 31 and read "God's Explorer Meets the Kings."

**23** Have your students add new key words to their bookmarks or index cards, or you can write them on the whiteboard in your classroom. Turn to page 162 and read Genesis 14 aloud using your visual aid as your students or child follow(s) along. Have your students call each key word out loud as you read it, then mark it together, you on your visual aid and they in their books.

**God (draw a purple triangle and color it yellow)**

**Bless, blessing, blessed (put a blue cloud around it and color it pink)**

**Abram (color it blue)**

**Lot (color it orange)**

**Melchizedek (draw a purple box around it)**

**WHERE (double-underline in green words that denote place)**

**WHEN (draw a green clock over words that denote time)**

## Guided Instruction


32

WEEK ONE

Are you ready to hit the trail? Have you prayed? Great! Then pull out God’s map and turn to page 162. Read Genesis 14 and mark the following key words:

23


 God (draw a purple triangle and color it yellow)

 bless (blessing, blessed) (put a blue cloud around it and color it pink)

Abram (color it blue)

Lot (color it orange)

Melchizedek (draw a purple box around it)

Don’t forget to mark anything that tells you WHERE by double-underlining the WHERE in green. And don’t forget to mark anything that tells you WHEN by drawing a green clock like this: 

Now read Genesis 14:1-12. How many places were separated?

(page 162)

### Chapter 14


1 And it came about in the  days of Amraphel king of Shinar, Arioch king of Ellasar, Chedorlaomer king of Elam, and Tidal king of Goim,

### OBSERVATION WORKSHEETS 163

2 *that* they made war with Bera king of Sodom, and with Birsha king of Gomorrhah, Shinab king of Admah, and Shemeber king of Zeboim, and the king of Bela (that is, Zoar).

3 All these came as allies to the valley of Siddim (that is, the Salt Sea).

4 Twelve  years they had served Chedorlaomer, but the thirteenth  year they rebelled.

5 In the fourteenth  year Chedorlaomer and the kings that were with him, came and defeated the Rephaim in Ashteroth-karnaim and the Zuzim in Ham and the Emim in Shaveh-kiriathaim,

6 and the Horites in their Mount Seir, as far as El-paran, which is by the wilderness.

7 Then Chedorlaomer and his army came to En-ghidder (that is,

## Guided Instruction

(page 163)

- 7 Then they turned back and came to En-mishpat (that is, Kadesh), and conquered all the country of the Amalekites, and also the Amorites, who lived in Hazon-tamar.
- 8 And the king of Sodom and the king of Gomorrah and the king of Admah and the king of Zeboim and the king of Bela (that is, Zoar) came out; and they arrayed for battle against them in the valley of Siddim,
- 9 against Chedorlaomer king of Elam and Tidal king of Goiim and Amraphel king of Shinar and Arioch king of Ellasar—four kings against five.
- 10 Now the valley of Siddim was full of tar pits; and the kings of Sodom and Gomorrah fled, and they fell into them. But those who survived fled to the hill country.
- 11 Then they took all the goods of Sodom and Gomorrah and all their food supply, and departed.
- 12 They also took Lot, Abram's nephew, and his possessions and departed, for he was living in Sodom.

## 164 OBSERVATION WORKSHEETS

- 13 Then a fugitive came and told Abram the Hebrew. Now he was living by the oaks of Mamre the Amorite, brother of Eshcol and brother of Aner, and these were allies with Abram.
- 14 When Abram heard that his relative had been taken captive, he led out his trained men, born in his house, three hundred and eighteen, and went in pursuit as far as Dan.
- 15 He divided his forces against them by night, he and his servants, and defeated them, and pursued them as far as Hobah, which is north of Damascus.
- 16 He brought back all the goods, and also brought back his relative Lot with his possessions, and also the women, and the people.
- 17 Then after his return from the defeat of Chedorlaomer and the kings who were with him, the king of Sodom went out to meet him at the valley of Shaveh (that is, the King's Valley).
- 18 And Melchizedek king of Salem brought out bread and wine; now he was a priest of God Most High.
- 19 He blessed him and said,  
"Blessed be Abram of God Most High,  
Possessor of heaven and earth;
- 20 And blessed be God Most High,  
Who has delivered your enemies into your hand."  
He gave him a tenth of all.

21 Then he returned to Ur of the Chaldees, and he said to him and

## Guided Instruction

**24** Turn to page 32 and answer the questions.

**Genesis 14:1-10** WHAT is happening with these kings? WHAT are they doing? **They are at w a r with each other.**

**Genesis 14:11** WHAT do they take from Sodom and Gomorrah? **All their goods and food supply**

**Genesis 14:12** WHAT happens to Lot? **The kings take Lot and his possessions.**

**Genesis 14:13-16** WHAT does Abram do when he finds out? **He takes 318 men to find Lot. He brings him back with his possessions, and the women, and the people.**

**Genesis 14:17** WHAT happens after Abram returns? **The king of Sodom meets him in the valley of Shaveh.**

(page 164)

- gave him a tenth.
- 21 The king of Sodom said to Abram, "Give the people to me and take the goods for yourself."
  - 22 Abram said to the king of Sodom, "I have sworn to the LORD God Most High, possessor of heaven and earth,
  - 23 that I will not take a thread or a sandal thong or anything that is yours, for fear you would say, 'I have made Abram rich.'
  - 24 "I will take nothing except what the young men have eaten, and the share of the men who went with me, Aner, Eshcol, and Mamre; let them take their share."

(page 32)

Now WHAT has happened since Lot and Abram separated? Let's find out by asking the 5 W's and an H.

Genesis 14:1-10 WHAT is happening with these kings? WHAT are they doing? They are at **w a r** with each other. (awr) (Unscramble the word and place it in the blanks.)

Genesis 14:11 WHAT do they take from Sodom and Gomorrah?

**24**

**All their goods and food supply**

Genesis 14:12 WHAT happens to Lot?

**The kings take Lot and his possessions.**

*Abram's Brave Adventure*

33

Genesis 14:13-16 WHAT does Abram do when he finds out?

**He takes 318 men to find Lot. He brings him back with his possessions, and the women, and the people.**

Genesis 14:17 WHAT happens after Abram returns?

**The king of Sodom meets him in the valley of Shaveh.**

(page 33)

Genesis 14:18 WHO comes out to meet him?

**Melchizedek, king of Salem**

Genesis 14:18 WHO is Melchizedek? That's quite a name, isn't it? It's pronounced like this: mel-kee'-zeh-dek.

**The king of Salem, the priest of God Most High**

Genesis 14:19 WHAT does Melchizedek do?

**He blesses Abram.**

Genesis 14:19 HOW does Melchizedek describe God?

**God Most High, possessor of heaven and earth**

34

WEEK ONE

Wow! Isn't that awesome? God's name is *El Elyon*, God Most High. This name means that God is sovereign. He is the One in control. He is the Possessor of heaven and earth. God is the Ruler over all!

Look at Genesis 14:20. WHAT else has God Most High done?

**He delivered enemies into Abram's hand.**

WHAT did Abram give Melchizedek?

**A tenth of all**

Genesis 14:21 WHAT did the king of Sodom want to give Abram?

**Goods in exchange for the people**

Genesis 14:22-24 Did Abram take them? WHY or WHY

## Guided Instruction

Genesis 14:18 WHO goes out to meet him? **Melchizedek, king of Salem**

Genesis 14:18 WHO is Melchizedek? **The king of Salem, the priest of God Most High**

Genesis 14:19 WHAT does Melchizedek do? **He blesses Abram.**

Genesis 14:19 HOW does Melchizedek describe God? **God Most High, possessor of heaven and earth**

Genesis 14:20 WHAT else has God Most High done? **He delivered enemies into Abram's hand.**

WHAT did Abram give Melchizedek? **A tenth of all**

Genesis 14:21 WHAT did the king of Sodom want to give Abram? **Goods in exchange for the people**

## Guided Instruction

**Genesis 14:22-24 Did Abram take them? WHY or WHY NOT? He took no goods so that the king could not say he made Abram rich.**

Read pages 35-36. Elicit discussion and respond to the questions independently.

Practice the Memory Verse aloud, three times (Teacher Guide page 20).

You have faithfully persevered through this study. God sees and is pleased!

(page 34)

Genesis 14:22-24 Did Abram take them? WHY or WHY not?

**He took no goods so that the king could not say he made Abram rich.**

Just look at all we have discovered about our explorer! When Abram hears that his nephew Lot has been taken captive, he goes and rescues him. Abram is victorious in his battle against the kings!

Did you know that God uses conflicts (hard situations) to develop our character and to test our faith? Abram was victorious in his battle, but HOW would he handle his victory?


(page 35)

Would he take the glory for the victory, or would he give the glory to whom it belonged—God?

WHAT does it mean to give God the glory? Have you ever seen a soccer game when someone scored the winning goal? Did the soccer player take the credit for winning the game, or did he share the credit with his entire team? WHO should get the credit: the one who kicked the goal, or the other team members who helped the kicker make the goal?

So WHO should receive the credit for Abram’s battle against the kings: Abram or God, who is the Ruler over all and made it happen?

WHAT did Abram do when the king of Sodom tried to give him the goods? He refused. Isn’t that awesome? Would you have refused those riches in order to honor God?




Abram refused because he didn’t want the king to be able to say he had made Abram rich. Abram gave God the glory. He recognized that not only had God given him victory in the battle against the kings, but He had also given him everything

he had. He knew God as God Most High, Possessor of heaven and earth. Just look at how our brave explorer has grown in his relationship with God.

- Do you recognize that God is the Giver of all that you have? \_\_\_\_ Yes \_\_\_\_ No
- Do you recognize that God is the One in control of all your circumstances, even when there is hardship and conflict? \_\_\_\_ Yes \_\_\_\_ No
- Do you give God all the glory for the things that you have and all of your accomplishments? Or do you take the credit for yourself and say, "Look at what I can do"? Write out what you do.

Why don't you take a few minutes and just praise God for WHO He is and what you have learned about Him. Write out a short prayer of praise on the lines below so that you can grow in your journey of faith as you learn how to walk with God.



Now say your verse out loud to your parents or a grown-up. Fantastic! You are becoming quite an explorer!

## Guided Instruction

If you are a classroom teacher you may want to give your students a quiz on their memory verse. There is also a quiz on Week One on page 193 to check memory and understanding.

If you are a Sunday School teacher this is a great time to review the whole week by playing a game like *M&M® Draw* on page 204.

### Memory Verse

"By faith Abraham, when he was called, obeyed by going out to a place which he was to receive for an inheritance; and he went out, not knowing where he was going."

Hebrews 11:8

**D4Y “Abraham–God’s Brave Explorer” Quizzes****Week 1: Abraham’s Brave Adventure**

1. Who did Terah become the father of?
  - a. Abram, Nahor, and Haran
  - b. Isaac, Jacob, and Esau
  - c. Enoch, Noah, and Peleg
  - d. Moses, Aaron, and Joshua
2. Who did Haran become the father of?
  - a. Terah
  - b. Lot
  - c. Moses
  - d. Sarai
3. Who was Abram’s wife?
  - a. Maria
  - b. Milcah
  - c. Sarai
  - d. Iscah
4. Why did Abraham leave his country?
  - a. God told him to
  - b. Sarai wanted to
  - c. Nahor wanted to
  - d. Lot wanted to
5. Where did Abraham leave from?
  - a. Jerusalem
  - b. Ur
  - c. Bethel
  - d. Damascus
6. God promised Abraham that He would make him a great \_\_\_\_\_.
  - a. River
  - b. Sea
  - c. Nation
  - d. Altar
7. Who will be given this land?
  - a. Sarai
  - b. Isaac
  - c. Abel
  - d. Descendants
8. What did Abram tell Lot to do?
  - a. Separate from me
  - b. Go away
  - c. Stay with me
  - d. Build an altar
9. Where did Abram settle?
  - a. Negev
  - b. Canaan
  - c. Sodom
  - d. Egypt
10. Who delivered Abram from his enemies?
  - a. Lot
  - b. Sarai
  - c. God
  - d. Melchizedek

Memory Verse

Hebrews 11:8

“By faith Abraham, when he was called, obeyed by going out to a place which he was to receive for an inheritance; and he went out, not knowing where he was going.”