

# TEACHER GUIDE

Elizabeth A. McAllister, Ed. D.

EXTREME ADVENTURES WITH GOD TEACHER GUIDE

Published by Precept Ministries of Reach Out, Inc.

P. O. Box 182218

Chattanooga, TN 37422

ISBN 978-1-888655-45-2

All Scripture quotations, unless otherwise indicated, are taken from the *NEW AMERICAN STANDARD BIBLE*® (NASB) Copyright © 1960, 1962, 1963, 1968, 1971, 1972, 1973, 1975, 1977, 1995 by the Lockman Foundation. Used by permission. ([www.lockman.org](http://www.lockman.org))

D4Y Teacher Guides were made possible by the generous gift of a long-time friend of Precept Ministries.

*Author Photo and Cover by John Phillips*

*Graphics Design by Michele Walker*

Copyright © 2014 Precept Ministries International

All rights reserved. No part of this publication may be reproduced or transmitted in any form or by any means, electronic or mechanical, including photocopying, recording, or any information storage and retrieval system, without the prior written permission of the publisher.

Printed in the United States of America

Precept, Precept Ministries International, Precept Ministries International the Inductive Bible Study People, the Plumb Bob design, Precept Upon Precept, In & Out, Sweeter than Chocolate!, Cookies on the Lower Shelf, Precepts For Life, Precepts From God's Word and Transform Student Ministries are trademarks of Precept Ministries International.

# **EXTREME ADVENTURES WITH GOD**

## **TEACHER GUIDE**

### **TABLE OF CONTENTS**

<b>Introduction .....</b>	<b>4</b>
---------------------------	----------

#### ***Weekly Chapters***

<b>Discover 4 Yourself Contents .....</b>	<b>9</b>
<b>Week One, A Struggle for the Birthright .....</b>	<b>11</b>
<b>Week Two, A Stolen Blessing .....</b>	<b>56</b>
<b>Week Three, Family Trouble .....</b>	<b>101</b>
<b>Week Four, Jacob Wrestles with God .....</b>	<b>145</b>

#### ***Quizzes and Final Exam***

<b>Quiz Week 1 .....</b>	<b>204</b>
<b>Quiz Week 2 .....</b>	<b>205</b>
<b>Quiz Week 3 .....</b>	<b>206</b>
<b>Quiz Week 4 .....</b>	<b>207</b>
<b>Final Exam .....</b>	<b>208</b>
<b>Answer Key, Quizzes and Final Exam .....</b>	<b>210</b>

#### ***Games***

<b>Drawing Game .....</b>	<b>211</b>
<b>The Matching Game .....</b>	<b>212</b>
<b>M&amp;M® Draw .....</b>	<b>213</b>
<b>Get Connected .....</b>	<b>214</b>

# EXTREME ADVENTURES WITH GOD

## TEACHER GUIDE

### Introduction

Thank you for selecting this Bible study for your child and/or class. Leading children to read, observe, interpret, and apply the Bible for themselves offers them a bridge from hearsay to real truth. As they learn to be comfortable with the idea that they can read the Bible, they will take the task seriously.

The Discover 4 Yourself series is designed to lead young students through the process of inductive study: question, question, question, search, think, understand, and apply. They will be comfortable with this process only after you prove that the possibility is within their reach.

**EXTREME ADVENTURES WITH GOD** is a study of Genesis 24 – 36. Students will begin with an overview of selected chapters of Genesis to track the generations from Adam to Abraham’s son, Isaac, and study the rivalry between Isaac’s twin sons, Jacob and Esau, even before they’re born. They’ll see how God begins to form His wonderful plan of redemption through Abraham, Isaac, and Jacob.

In preparation for leading **EXTREME ADVENTURES WITH GOD** please work through each “Day” on your own before consulting the Teacher Guide. Since this is an Inductive Bible Study, your teaching will be more effective if you do the work first and God reveals His truth to you.

Whether you’re homeschooling a child, teaching a Sunday school class, teaching in a Christian school, or simply using these studies for your child’s quiet time or family Bible study, this Teacher Guide will show you how to clearly and carefully lead each child through Inductive Bible study. We offer suggestions to guide you step-by-step. *Instructional Strategies* explains why certain activities are used throughout the book. Choose the activities that best fit your situation.

### Homeschooling Parents and Family Bible Study

We suggest you do one “Day” per day unless it’s too much for your child’s reading and/or writing skills. You can work with your child and discuss what you learn together or let him/her work independently, saving discussion times for later.

You may want to join or create a homeschool group that meets once a week to do these studies. The teacher will assign a week of homework in class. The following week the teacher will lead the students to discuss what they discovered, how to apply it, and to work on any creative elements included in the study or play a game to review what they have learned.

## Sunday School Teachers

To use these studies in a weekly Sunday school class we suggest you do one “Day” together with your children each week in class, since you will have children from different backgrounds, even some from families that are not members of or even regularly attend a church.

Each Sunday briefly review the prior Sunday’s work to put them in context for the next day of study in their book. After completing a week in the book you may want to have a “Game Time Sunday” to review the material before you move on to the next week. Game time makes learning fun for children and shows you the extent to which they understand what they learned.

You can keep the books at church and have the children take home verses on index cards or pieces of paper to memorize.

## Classroom Teachers

Generally, classroom teachers face many different learning abilities within their groups. It is important for you to understand these different learning abilities so that you can meet each child where he or she is so that no one is left behind during the process.

It is important for you to bring in *schemata* (background information) for students to draw on. If you tie studies to something children already know, they will grasp the lessons clearly.

Grasp is also affected by *metacognition*—the ability to monitor understanding of the text. Students must be able to perform several functions to develop metacognitive control over reading and understanding. He or she must be able to:

1. Ask first, “What do I already know about this topic?” then, “Do I have enough information to understand this text?” Answers to these questions will directly influence the use of the inductive method.
2. Identify the purpose for reading each selection.
3. Focus on particular information.
4. Monitor understanding by recalling background knowledge and relating it to the context by asking questions like: “How am I doing?” “Am I keeping the big picture in mind?” “Am I bogged down?” “If so, how do I fix it—reread the passages or ask for help?” (Nothing wrong with the latter.)
5. Evaluate understanding of the context by asking, “What did I learn?” With respect to Inductive Bible Study, “How do I apply this information?”

## Instructional Strategies

Writing as a response reinforces learning and so this method is prevalent in these books. Encourage students to share ideas and insights with you and other students.

Reading is the highest intellectual activity of the human experience. More sectors of the brain are active than in other endeavors including mathematics and flying an airplane. It's the most totally interactive processing of information, even when children are reading Mother Goose.

Take time for students to read aloud with a friend. Reading *out loud* and listening promote interactions between the brain's left and right hemispheres and activate little-used pathways. Reading *silently* activates a much smaller part of the brain.

Give students a chance to express themselves at every opportunity. This forces them to retrieve information stored in their *schemata* (background knowledge) for application to new information. What better opportunity is there than to *inductively* look at curriculum and context?

You will notice that you are asked to read some content aloud as students follow along. This frees unsure readers to focus on context rather than decoding strategies. By doing this, you will remove stumbling blocks to understanding; otherwise, reluctant readers will be convinced that inductive study is impossible for them—the last thought you want to instill!

We have included weekly quizzes with memory verses and also multiple-choice questions that will force students to think about what they have learned. Based on how they answer these questions, you will know whether they have grasped the material adequately.

In view of this sparse introduction to learning requirements for success, it's important that you apply strategies that lead students to develop the ability to self-monitor understanding of context each step of the way. These **Teacher Guides** offer suggestions to assure that students, regardless of their abilities, will learn to read the Bible with understanding as you lead them, step-by-step, through the Inductive Study Method.

## **Discover 4 Yourself Objectives**

The Discover 4 Yourself series objectives are not the same as the behavioral objectives of general subject matter. The books contain outstanding biblical subjects of course, but they are written *primarily* to be a tool for young students to learn the Inductive Bible Study Method.

Playing an instrument well requires repetition and application of skills learned. Similarly, effective study is developed by repeated practice and good role modeling of an outstanding study method. Accordingly these **Teacher Guides** contain global objectives for the student *and the teacher*.

We'll start with the teacher.

### **Discover 4 Yourself Teacher Guide Objectives**

- ✓ To help the teacher identify students' metacognitive needs as they read texts.
- ✓ To show the teacher how to model use of the Inductive Study Method so students will be able to apply the techniques independently when studying God's Word.
- ✓ To offer the teacher effective teaching strategies to assure that students succeed when they study the Bible.

### **Discover 4 Yourself Student Workbook Objectives**

- ✓ To learn how to read, observe, and interpret the Bible for themselves.
- ✓ To practice this method independently within an encouraging environment.

All Scripture quotations are taken from the New American Standard Bible, © 1960, 1962, 1963, 1968, 1971, 1972, 1973, 1975, 1977, 1995 by The Lockman Foundation. Used by permission. ([www.Lockman.org](http://www.Lockman.org))

DISCOVER 4 YOURSELF is a registered trademark of The Hawkins Children's LLC.  
Harvest House Publishers, Inc., is the exclusive licensee of the federally registered trademark DISCOVER 4 YOURSELF.

*Cover and interior illustrations © Steve Bjorkman*

*Cover by Left Coast Design, Portland, Oregon*

Discover 4 Yourself Bible Studies for Kids

## **EXTREME ADVENTURES WITH GOD**

Copyright © 2005 by Precept Ministries International  
Published by Harvest House Publishers  
Eugene, Oregon 97402  
[www.harvesthousepublishers.com](http://www.harvesthousepublishers.com)

ISBN 978-0-7369-0937-2

**All rights reserved.** No part of this publication may be reproduced, stored in a retrieval system, or transmitted in any form or by any means—electronic, mechanical, digital, photocopy, recording, or any other—except for brief quotations in printed reviews, without the prior permission of the publisher.

**Printed in the United States of America**

(page 5)

1

2

## CONTENTS

Searching for Truth— A Bible Study <i>You</i> Can Do!	6
1. A Struggle for the Birthright	7
2. A Stolen Blessing	45
3. Family Trouble	79
4. Jacob Wrestles with God	117
Puzzle Answers	159
Observation Worksheets (Genesis 24–36, Acts 3:1–Acts 4:4)	163



## Guided Instruction

**1** Give a copy of *Extreme Adventures with God* to each student.

**2** Together, turn to the CONTENTS page and lead students through a quick overview of the book. Point out the structure of each chapter noting that there will be a lesson and activities to do each day for five days.

### “A Struggle for the Birthright” . . . . . 7

Max, Molly, and Sam continue to walk through Genesis, the Book of Generations, to discover what happens when Isaac’s twin sons, Jacob and Esau, disregard the importance of a “birthright” in God’s eyes.

### “A Stolen Blessing” . . . . . 45

A “birthright” includes at least a blessing and usually an inheritance. Jacob deceives his father in order to steal his firstborn brother Esau’s final blessing. Earlier Esau devalues his birthright by selling it cheaply. After doing this he’s rejected and sent out to live by the sword. Students will see how much trouble comes to this family because of this deception.

### “Family Trouble” . . . . . 79

Esau wants to kill Jacob for stealing his birthright. When Rebekah hears about it she sends Jacob away. Jacob in turn is deceived by Laban (Rebekah’s brother) into marrying Leah instead of Rachel. Jacob has to work seven years to win Rachel. Is this payback for Jacob’s deceit to get Isaac’s blessing?

### “Jacob Wrestles with God” . . . . . 117

The Lord tells Jacob to leave Laban. So he takes his wives, children, and maids and heads for Canaan. On the way, he sends messages to Esau, fearing that Esau will attack him. During the night he wrestles with a man who dislocates his hip. The angel changes Jacob’s name to Israel because he has wrestled with God.

**3** After leading students through an overview of the Contents, turn to the introduction on page 6 and read it aloud as your students follow along. Then read “Genesis 24–25” on page 7.

## Guided Instruction

(page 6)

3

### SEARCHING FOR TRUTH— A BIBLE STUDY YOU CAN DO!

**H**ey! Guess what? Molly, Sam (the great detective beagle), and I are getting outfitted for a great new adventure. By the way, my name is Max, and we want you to join us as we backpack across mountains and through forests, take on white-water rafting, and learn to rock climb as we become outfitted for God's plan. Did you know that God has a plan for each one of our lives and that His choice is always best?

As we begin our new adventure, we will take along our map, the Bible, to learn about three guys in God's plan: Isaac, Esau, and Jacob. WHAT lessons can we learn as we follow these three guys' adventures with God? WHAT will God show us about Jacob and Esau before they are ever born? HOW do these two brothers get along? Are they close, or is there a struggle? WHO is in control? And HOW we can trust God's choice, even when we face struggles and disappointments.

You have so much to discover about Isaac, Esau, and Jacob as you study God's Word, the Bible, the source of all truth, and ask God's Spirit to lead and guide you. You also have this book, which is an inductive Bible study. That word *inductive* means you go straight to the Bible *yourself* to investigate the lives of Isaac, Esau, and Jacob in the Book of Genesis. In inductive Bible study, you discover for yourself what the Bible says and means.

So pack up your gear, and don't forget God's map! Let's get outfitted for the great outdoors and discover what it means to trust God to guide us, even in the most challenging and difficult adventures of our lives.

See you at the river!



#### GEAR YOU'LL NEED

NEW AMERICAN STANDARD BIBLE  
(UPDATED EDITION)—PREFERABLY,  
THE NEW INDUCTIVE STUDY BIBLE (NISB)  
PEN OR PENCIL  
COLORED PENCILS  
INDEX CARDS  
A DICTIONARY  
THIS WORKBOOK

## Guided Instruction

### WEEK 1



Before starting this lesson, ask God to guide your study. You need His guidance to understand the special message He has for you today.

3



### A STRUGGLE FOR THE BIRTHRIGHT

#### GENESIS 24-25

All right—you're here! Are you ready for the adventure of your life? Great! Grab those tent poles. The first thing we need to learn is how to set up our campsite. Then we can get started discovering just who these three guys are in God's plan.



7

## Guided Instruction

**4** Read “The Adventure Begins” on page 8. Review the concepts of Inductive Bible Study with the class. Be sure students fully understand the place, time, and customs of the peoples.

8

WEEK ONE

**4**

### THE ADVENTURE BEGINS

The campsite looks great! Why don't you give Sam a bowl of water? All that running around and yapping makes him thirsty. Now we can go sit by the river with a handful of trail mix and get started discovering the first guy in God's great adventure. **WHAT** is the first thing we need to do before we get started? Do you remember? *Pray!* Way to go!

Bible study should always begin with prayer. We need God to be our Expert Guide on this great adventure, to lead and direct us by His Holy Spirit. Then we can understand what God says and make sure we handle His Word accurately.

So first things first. Let's pray. Then we will be ready to get started on this great adventure by following one of the guys in God's plan: Isaac.

Isaac's life begins in the Book of Genesis, which is known as the book of beginnings. So let's put ourselves in context by reviewing the Book of Genesis.

**WHAT** is context? Context is the setting in which something is found. This is very important in Bible study. Context is a combination of two words: *con*, which means "with," and *text*, which means "what is written." When you look for context in the Bible, you begin by looking at the verses and chapters surrounding the passage you are studying. Then you see how it fits into the Book of Genesis, as well as into the whole Bible. Remember, Scripture never contradicts Scripture!

Context also includes:

- The place something happens. (This is **geographical** context, such as knowing where Isaac lived. Did he live in the land of Canaan or in Babylon (present-day Iraq)?)
- The time in history an event happens. (This is **historical** context. Did Isaac, Jacob, and Esau live before Noah and the flood or after the flood?)
- The customs of a group of people. (This is **cultural** context. For instance, did Isaac live in a tent or in a house like we do today?)

If you have already studied Genesis Part One, *God's Amazing Creation*, and Genesis Part Two, *Digging Up the Past*, then you have discovered for yourself that Genesis is a book of generations, of beginnings. A generation is what is brought into being. It shows where something or someone came from. A generation shows the order of birth, the family history.

Let's discover the different generations that are found in Genesis by looking up and reading the following passages of Scripture to put ourselves in context as we begin our study of Isaac, Esau, and Jacob.

5

Genesis 2:4 WHAT is this the account of?

The heavens and the earth

Genesis 5:1 This is the book of the generations of

Adam.

Genesis 6:9 These are the records of the generations of

Noah.

## Guided Instruction

**5** Read the selected verses to answer the questions on pages 9 and 10.

**Genesis 2:4** WHAT is this the account of? **The heavens and the earth**

**Genesis 5:1** This is the book of the generations of **Adam**.

**Genesis 6:9** These are the records of the generations of **Noah**.

## Guided Instruction

**Genesis 10:1** These are the records of the generations of Shem, Ham, and Japheth.

**Genesis 11:10** These are the records of the generations of Shem.

**Genesis 11:27** These are the records of the generation of Terah. Terah became the father of Abraham, Nahor, and Haran.

**Genesis 25:12** These are the records of the generations of Ishmael, Abraham's son by Hagar the Egyptian.

**Genesis 25:19** These are the records of the generations of Isaac, Abraham's son.

**Genesis 21:3** WHO is Isaac's mother? Sarah

10

WEEK ONE

Genesis 10:1 These are the records of the generations of Shem, Ham, and Japheth.

Genesis 11:10 These are the records of the generations of Shem.

Genesis 11:27 These are the records of the generations of Terah. Terah became the father of Abraham, Nahor, and Haran.

Genesis 25:12 These are the records of the generations of Ishmael, Abraham's son by Hagar the Egyptian.

Genesis 25:19 These are the records of the generations of Isaac, Abraham's son.

Now let's look up one more Scripture verse to find out WHO is Isaac's mother. Look up and read Genesis 21:3.

WHO is Isaac's mother? Sarah

All right! Way to go! You have just discovered all the different generations from the beginning of the heaven and the earth. And if you have already done the Bible study of the third part in Genesis (*Abraham—God's Brave Explorer*) then you also know that not only was Isaac the son of Abraham and Sarah, but he was also the child of the promise. All the covenant promises that God made to Abraham and his descendants would come through Isaac.

Now that we have put ourselves in context, let's get started on God's extreme adventure with Isaac. Read Genesis 24 by turning to your Observation Worksheets on page 163. Observation Worksheets are pages that have the Bible text printed out for you to use as you begin your adventure on the lives of Isaac, Esau, and Jacob.

Now read Genesis 24 and mark the following key words. What are *key words*? Key words are words that pop up more than once. They are called key words because they help unlock the meaning of the chapter or book that you are studying and give you clues about what is most important in a passage of Scripture.

- Key words are usually used over and over again.
- Key words are important.
- Key words are used by the writer for a reason.

Once you discover a key word, you need to mark it in a special way using a special color or symbol so that you can immediately spot it in Scripture. Don't forget to mark any pronouns that go with the key words, too! WHAT are pronouns? Check out Max and Molly's map below.

6

### PRONOUNS

Pronouns are words that take the place of nouns. A noun is a person, place, or thing. A pronoun stands in for a noun! Here's an example: "Molly and Max are excited about their new adventure. They can't wait to go white-water rafting!" The word *they* is a pronoun because it takes the place of Molly's and Max's names in the second sentence. It is another word we use to refer to Molly and Max.

Watch for these other pronouns when you are marking people's names:

I	you	he	she
me	yours	him	her
mine	it	his	hers
we	its		
our	them		
they			

## Guided Instruction

**6** Review the meanings of the key words and pronouns on page 11.

If you have a whiteboard in your classroom, you may want to use it to list the key words and how to mark them. Or you can have your students make a bookmark for these key words by getting an index card or a piece of paper and writing the key words listed as well as how you are going to mark them.

## Guided Instruction

**God (Lord) (draw a purple triangle and color it yellow)**

**Isaac (color it blue)**

**Rebekah (circle it in pink)**

**Bless (blessing, blessed) (put a blue cloud around it and color it pink)**

**Land (double-underline it in green and color it blue)**

**Worshiped (circle it in purple and color it blue)**

**Love (draw a red heart)**

**WHERE (double-underline in green words that denote place)**

**WHEN (draw a green clock over words that denote time)**

12

WEEK ONE


Let's get started. Read Genesis 24 and mark the following key words:


6

 God (Lord) (draw a purple triangle and color it yellow)


 Isaac (color it blue)


 Rebekah (circle it in pink)

 bless (blessing, blessed) (put a blue cloud around it and color it pink)

 land (double-underline it in green and color it blue)

 worshiped (circle it in purple and color it blue)

 loved (draw a red heart)

Don't forget to mark anything that tells you **WHERE** by double-underlining the **WHERE** in green. And don't forget to mark anything that tells you **WHEN** by drawing a green clock like this: 

That was great work! Now grab those fishing poles with Max and Molly and try to catch a "big one" for your first outdoor dinner.

But before you catch dinner, you need to catch your first memory verse. In order to be outfitted for God's plan, we need to know His Word and have it hidden in our hearts.

Look at all the fish that are swimming in the river on the next page. Each one has a number on it. Catch each fish and place the word that is written in its air bubble on the blank with the number of that fish written underneath.

## Guided Instruction

6

### OBSERVATION WORKSHEETS

#### GENESIS 24

7

1 Now Abraham was old, advanced in age; and the LORD had blessed Abraham in every way.

2 Abraham said to his servant, the oldest of his household, who had charge of all that he owned, "Please place your hand under my thigh,  
3 and I will make you swear by the LORD, the God of heaven and the God of earth, that you shall not take a wife for my son from the daughters of the Canaanites, among whom I live,

4 but you will go to my country and to my relatives, and take a wife for my son Isaac."

5 The servant said to him, "Suppose the woman is not willing to follow me to this land; should I take your son back to the land from where you came?"

6 Then Abraham said to him, "Beware that you do not take my son back there!

7 "The LORD, the God of heaven, who took me from my father's house and from the land of my birth, and who spoke to me and who swore to me, saying, 'To your descendants I will give this land.' He will send His angel before you, and you will take a wife for my son from there.

8 "But if the woman is not willing to follow you, then you will be free from this my oath; only do not take my son back there."

9 So the servant placed his hand under the thigh of Abraham his master, and swore to him concerning this matter.

10 Then the servant took ten camels from the camels of his master, and set out with a variety of good things of his master's in his hand; and he arose and went to Mesopotamia, to the city of Nahor.

163

7 Turn to page 163 and read Genesis 24 aloud as students follow along. If you are teaching in a classroom and have an overhead projector, make a transparency of your Observation Worksheet for a visual aid. You may want to blow it up to poster size and hang it on a wall and then have your students call each key word out loud as you read it and mark it together—you on the transparency and they in their books. If you're skilled at PowerPoint and have time, you can import an Observation Worksheet then select symbols from PP's palette or elsewhere, color them, place them over the words, and even animate them—bring them in one at a time.

## Guided Instruction

164

## OBSERVATION WORKSHEETS

11 He made the camels kneel down outside the city by the well of water at evening time, the time when women go out to draw water.

12 He said, "O LORD, the God of my master Abraham, please grant me success today, and show lovingkindness to my master Abraham.

13 "Behold, I am standing by the spring, and the daughters of the men of the city are coming out to draw water;

14 now may it be that the girl to whom I say, 'Please let down your jar so that I may drink,' and who answers, 'Drink, and I will water your camels also'—may she be the one whom You have appointed for Your servant Isaac; and by this I will know that You have shown lovingkindness to my master."

15 Before he had finished speaking, behold, Rebekah who was born to Bethuel the son of Milcah, the wife of Abraham's brother Nahor, came out with her jar on her shoulder.

16 The girl was very beautiful, a virgin, and no man had had relations with her; and she went down to the spring and filled her jar and came up.

17 Then the servant ran to meet her, and said, "Please let me drink a little water from your jar."

18 She said, "Drink, my lord"; and she quickly lowered her jar to her hand, and gave him a drink.

19 Now when she had finished giving him a drink, she said, "I will draw also for your camels until they have finished drinking."

20 So she quickly emptied her jar into the trough, and ran back to the well to draw, and she drew for all his camels.

21 Meanwhile, the man was gazing at her in silence, to know whether the LORD had made his journey successful or not.

22 When the camels had finished drinking, the man took a gold ring weighing a half-shekel and two bracelets for her wrists weighing ten shekels in gold,

## Guided Instruction

## OBSERVATION WORKSHEETS

165

23 and said, "Whose daughter are you? Please tell me, is there room for us to lodge in your father's house?"

24 She said to him, "I am the daughter of Bethuel, the son of Milcah, whom she bore to Nahor."

25 Again she said to him, "We have plenty of both straw and feed, and room to lodge in."

26 Then the man bowed low and worshiped the LORD.

27 He said, "Blessed be the LORD, the God of my master Abraham, who has not forsaken His lovingkindness and His truth toward my master; as for me, the LORD has guided me in the way to the house of my master's brothers."

28 Then the girl ran and told her mother's household about these things.

29 Now Rebekah had a brother whose name was Laban; and Laban ran outside to the man at the spring.

30 When he saw the ring and the bracelets on his sister's wrists, and when he heard the words of Rebekah his sister, saying, "This is what the man said to me," he went to the man; and behold, he was standing by the camels at the spring.

31 And he said, "Come in, blessed of the LORD! Why do you stand outside since I have prepared the house, and a place for the camels?"

32 So the man entered the house. Then Laban unloaded the camels, and he gave straw and feed to the camels, and water to wash his feet and the feet of the men who were with him.

33 But when food was set before him to eat, he said, "I will not eat until I have told my business." And he said, "Speak on."

34 So he said, "I am Abraham's servant."

35 "The LORD has greatly blessed my master, so that he has become rich; and He has given him flocks and herds, and silver and gold, and servants and maids, and camels and donkeys."

## Guided Instruction

166

## OBSERVATION WORKSHEETS

36 “Now Sarah my master’s wife bore a son to my master in her old age, and he has given him all that he has.

37 “My master made me swear, saying, ‘You shall not take a wife for my son from the daughters of the Canaanites, in whose land I live;

38 but you shall go to my father’s house and to my relatives, and take a wife for my son.’

39 “I said to my master, ‘Suppose the woman does not follow me.’

40 “He said to me, ‘The LORD, before whom I have walked, will send His angel with you to make your journey successful, and you will take a wife for my son from my relatives and from my father’s house;

41 then you will be free from my oath, when you come to my relatives; and if they do not give her to you, you will be free from my oath.’

42 “So I came today to the spring, and said, ‘O LORD, the God of my master Abraham, if now You will make my journey on which I go successful;

43 behold, I am standing by the spring, and may it be that the maiden who comes out to draw, and to whom I say, “Please let me drink a little water from your jar”;

44 and she will say to me, “You drink, and I will draw for your camels also”; let her be the woman whom the LORD has appointed for my master’s son.’

45 “Before I had finished speaking in my heart, behold, Rebekah came out with her jar on her shoulder, and went down to the spring and drew, and I said to her, ‘Please let me drink.’

46 “She quickly lowered her jar from her shoulder, and said, ‘Drink, and I will water your camels also’; so I drank, and she watered the camels also.

## OBSERVATION WORKSHEETS

167

47 "Then I asked her, and said, 'Whose daughter are you?' And she said, 'The daughter of Bethuel, Nahor's son, whom Milcah bore to him'; and I put the ring on her nose, and the bracelets on her wrists.

48 "And I bowed low and worshiped the LORD, and blessed the LORD, the God of my master Abraham, who had guided me in the right way to take the daughter of my master's kinsman for his son.

49 "So now if you are going to deal kindly and truly with my master, tell me; and if not, let me know, that I may turn to the right hand or the left."

50 Then Laban and Bethuel replied, "The matter comes from the LORD; so we cannot speak to you bad or good.

51 "Here is Rebekah before you, take her and go, and let her be the wife of your master's son, as the LORD has spoken."

52 When Abraham's servant heard their words, he bowed himself to the ground before the LORD.

53 The servant brought out articles of silver and articles of gold, and garments, and gave them to Rebekah; he also gave precious things to her brother and to her mother.

54 Then he and the men who were with him ate and drank and spent the night. When they arose in the morning, he said, "Send me away to my master."

55 But her brother and her mother said, "Let the girl stay with us a few days, say ten; afterward she may go."

56 He said to them, "Do not delay me, since the LORD has prospered my way. Send me away that I may go to my master."

57 And they said, "We will call the girl and consult her wishes."

58 Then they called Rebekah and said to her, "Will you go with this man?" And she said, "I will go."

59 Thus they sent away their sister Rebekah and her nurse with Abraham's servant and his men.

## Guided Instruction

## Guided Instruction

168

## OBSERVATION WORKSHEETS

60 They blessed Rebekah and said to her,

“May you, our sister,

Become thousands of ten thousands,

And may your descendants possess

The gate of those who hate them.”

61 Then Rebekah arose with her maids, and they mounted the camels and followed the man. So the servant took Rebekah and departed.

62 Now Isaac had come from going to Beer-lahai-roi; for he was living in the Negev.

63 Isaac went out to meditate in the field toward evening; and he lifted up his eyes and looked, and behold, camels were coming.

64 Rebekah lifted up her eyes, and when she saw Isaac she dismounted from the camel.

65 She said to the servant, “Who is that man walking in the field to meet us?” And the servant said, “He is my master.” Then she took her veil and covered herself.

66 The servant told Isaac all the things that he had done.

67 Then Isaac brought her into his mother Sarah’s tent, and he took Rebekah, and she became his wife, and he loved her; thus Isaac was comforted after his mother’s death.

A Struggle for the Birthright

13

## Guided Instruction

**8** The chapter is set up for further examination later. First, complete lesson one by fishing for the missing words on page 13.

**For though the twins were not yet born and had not done anything good or bad, so that God's purpose according to His choice would stand, not because of works but because of Him who calls.**

—Romans 9:11

This is your memory verse. Copy it to an index card and practice saying it aloud three times in a row, three times a day.

8

8

For though the twins were not yet born and

had not done anything good or bad, so that

God's purpose according to His

choice would stand, not because of

works but because of Him who calls ...

— Romans 9:11  
13

14

WEEK ONE

Great catch! Now practice saying this verse aloud three times in a row three times every day.

## Guided Instruction



God knows you are studying His Word. Ask Him for clear understanding as you delve deeper into Scripture.

**9** Turn to page 14 and read “Guided by God.”

(page 14)

**9**

### GUIDED BY GOD

Good morning! How did you sleep last night? It’s time to go meet our guides and find out what will be our first adventure today. Are you ready? Great! Then race Max and Molly to the outpost.

“Hey, no fair, Max,” Molly huffed as she caught up with Max at the outpost. “You took a shortcut!”

“Sure did! You didn’t say we had to stay on the path. You just said, ‘Let’s race.’ I beat you fair and square, didn’t I, Dad?” Max replied.

“Okay, you guys,” Max’s dad laughed. “You’re both here. That’s all that matters. Let’s go inside and meet up with our group. Here comes our guide now.”



“Hey, guys,” Mr. Burt called out as he approached Max, Molly, Sam, and Max’s dad, Luke. “Are you ready for your first outdoor adventure? How would you like to get started today with some white-water rafting?”

“Yeah!” Max and Molly answered excitedly, while Sam started yapping and wagging his tail.


“Great!” answered Mr. Burt. “Let’s go get you outfitted. You’ll need paddles, helmets, sunscreen, and PFDs.”

“What are PFDs?” Molly asked.

"Personal flotation devices. That's what we call life jackets," Mr. Burt answered Molly. "After we get you set up, we'll go meet the other kids on your team. Then we'll talk about safety on the river and get started learning how to paddle."

After Mr. Burt outfitted them, he took them out to the river to introduce them to the rest of their team. "This is Alex, Lauren, Mr. Paul, who is Alex and Lauren's dad, and your other guide for the week, Georgiana. Guys, this is Max, his cousin Molly, and Max's dad, Mr. Luke."

"Hey, guys, it's nice to meet you," Georgiana called out. "Mr. Burt always introduces me as Georgiana, but you can call me George. Now come on over and let's talk about safety on the river and how to pack our raft."



Then we need to learn how to use our paddles. Before we can get on the river, we need to be sure everyone is equipped for their adventure."

## Guided Instruction

## Guided Instruction

**10** Turn to page 16 and review the typical inductive study questions to address to God's Word.

16

WEEK ONE

**10**

Good work. It looks like the raft is packed, and you're ready to go. So grab those maps and let's head back to Genesis 24 on page 163 to find out what is happening with Isaac. Read Genesis 24.

Now let's outfit ourselves. WHAT can we learn from Genesis 24 about Isaac by asking the 5 W's and an H questions? What are the 5 W's and an H? They are the WHO, WHAT, WHERE, WHEN, WHY, and HOW questions.

1. Asking WHO helps you find out:

WHO wrote this?

WHOM are we reading about?

To WHOM was it written?

WHO said this or did that?

2. WHAT helps you understand:

WHAT is the author talking about?

WHAT are the main things that happen?

3. WHERE helps you learn:

WHERE did something happen?

WHERE did they go?

WHERE was this said?

When we discover a WHERE, we double-underline the WHERE in green.

4. WHEN tells us about time. We mark it with a green clock like this: 

WHEN tells us:

WHEN did this event happen or WHEN will it happen?

WHEN did the main characters do something? It helps us to follow the order of events.

5. WHY asks questions like:  
 WHY did he say that?  
 WHY did this happen?  
 WHY did they go there?
6. HOW lets you figure out things like:  
 HOW is something to be done?  
 HOW did people know something had happened?

Now ask the 5 W's and an H.

Genesis 24:1 WHAT do we discover about Abraham?

**He was very old. The Lord had blessed him.**

Genesis 24:2-4 WHAT does Abraham ask his servant to do?

**To go to his country and find a wife for Isaac**

Genesis 24:4 WHERE is Isaac's wife to come from?

**From Abraham's country and relatives**

Genesis 24:7 WHO will go before the servant?

**God's angel**

Genesis 24:8 WHAT is the only reason Abraham gives for his servant *not* to bring a wife from Abraham's relatives?

**Her unwillingness to come**

Genesis 24:11-14 WHAT do we see the servant doing in these verses?

**Praying to God**

## Guided Instruction

Read the selected verses to answer the questions on pages 17-19.

**Genesis 24:1 WHAT do we discover about Abraham? He was very old. The Lord had blessed him.**

**Genesis 24:2-4 WHAT does Abraham ask his servant to do? To go to his country and find a wife for Isaac**

**Genesis 24:4 WHERE is Isaac's wife to come from? From Abraham's country and relatives**

**Genesis 24:7 WHO will go before the servant? God's angel**

**Genesis 24:8 WHAT is the only reason Abraham gives for his servant not to bring a wife from Abraham's relatives? Her unwillingness to come**

**Genesis 24:11-14 WHAT do we see the servant doing in these verses? Praying to God**

## Guided Instruction

**Genesis 24:15 WHO comes out before the servant finishes speaking to the Lord? Rebekah**

**Genesis 24:16 HOW is she described As a beautiful virgin**

**Genesis 24:17-20 WHAT does Rebekah do for the servant? She gives him a drink and draws water for his camels.**

**Genesis 24:22 WHAT does the servant give Rebekah? A gold ring and two bracelets**

**Genesis 24:24 WHO is Rebekah? The daughter of Bethuel, who is the son of Milcah, whom she bore to Nahor**

**Is Rebekah related to Abraham? X Yes \_\_\_ No** If you aren't sure look back at the generations we did on Genesis 1:27 on page 10.

**Genesis 11:27 WHO are Abraham's brothers? Nahor and Haran**

18

WEEK ONE

Genesis 24:15 WHO comes out before the servant finishes speaking to the Lord?

Rebekah

Genesis 24:16 HOW is she described?

As a beautiful virgin

Genesis 24:17-20 WHAT does Rebekah do for the servant?

She gives him a drink and draws water for his camels.

Genesis 24:22 WHAT did the servant give Rebekah?

A gold ring and two bracelets

Genesis 24:24 WHO is Rebekah?

The daughter of Bethuel, who is the son of Milcah, whom she bore to Nahor

Is Rebekah related to Abraham? X Yes \_\_\_ No

If you aren't sure, look back at the generations we did on Genesis 11:27 on page 10.

WHO are Abraham's brothers? Nahor and

Haran

This shows us that Rebekah is from Abraham's family. She is Abraham's brother's (Nahor's) granddaughter.

Genesis 24:26 WHAT does the servant do?

**He bows down and worships the Lord.**

Genesis 24:27 WHAT was the servant doing as he worshiped God?

**Thanking God for leading him to Abraham's relatives**



**11**

Wow! He blessed God. Isn't that awesome? Look back at Genesis 24:12. Did you notice how the servant prayed to God and asked God to guide him to Abraham's relatives, and to show him specifically who the girl is that Isaac is to marry?

Now look at Genesis 24:27. The servant is worshiping and thanking God for answering his prayer by guiding him to the house of his master's brothers.

HOW about you? Do you pray and ask God to guide you each day, to help you know what He wants you to do and how He wants you to live? Or do you just do what you want to do, instead of asking God for guidance and direction?

## Guided Instruction

**Genesis 24:26 WHAT does the servant do? He bows down and worships the Lord.**

**Genesis 24:27 WHAT was the servant doing as he worshiped God? Thanking God for leading him to Abraham's relatives**

**11** Read the rest of the text on page 19.

# Guided Instruction

**12** Elicit discussion of the questions on page 20 and have students answer them independently.

20

WEEK ONE

**12**

Write out what you do on the line below.

\_\_\_\_\_

Write out one of your experiences of asking God for His help.

\_\_\_\_\_

\_\_\_\_\_

\_\_\_\_\_

Do you remember to bless and thank God for His answers?

\_\_\_\_\_ Always      \_\_\_\_\_ Most of the time

\_\_\_\_\_ Sometimes      \_\_\_\_\_ Never

Abraham's servant's prayer shows us not only that he knew God as Lord, but also that he trusted God completely.

Do you trust God with all the details in your life, or do you think that you know what is best for you?

Write out what you do on the line below.

\_\_\_\_\_

Will you surrender your plans and allow God to have

complete control over your life? \_\_\_\_\_

Genesis 24:28 WHAT did Rebekah do?

**She ran and told her mother.**

Genesis 24:29 WHO was Rebekah's brother?

**Laban**

Genesis 24:31-32 HOW did he treat the servant?

**He invited him in and prepared a place for him  
and his camels.**

Genesis 24:33-49 WHAT does the servant do before he eats?

**He explains his business.**

Genesis 24:49 Does the servant ask permission to take Rebekah? **Yes**

Genesis 24:51 HOW does Rebekah's family respond?

**"Here is Rebekah. Take her."**

Genesis 24:58 HOW did Rebekah respond to leaving with the servant immediately? **"I will go."**

## Guided Instruction

Read the selected verses to answer the questions on pages 21-22.

**Genesis 24:28 WHAT did Rebekah do?**  
**She ran and told her mother.**

**Genesis 24:29 WHO was Rebekah's brother?** **Laban**

**Genesis 24:31-32 HOW did he treat the servant?** **He invited him in and prepared a place for him and his camels.**

**Genesis 24:33-49 WHAT does the servant do before he eats?** **He explains his business.**

**Genesis 24:49 Does the servant ask permission to take Rebekah?** **Yes**

**Genesis 24:51 HOW does Rebekah's family respond?** **"Here is Rebekah. Take her."**

**Genesis 24:58 HOW did Rebekah respond to leaving with the servant immediately?** **"I will go."**

## Guided Instruction

**Genesis 24:60** WHAT did they do to Rebekah as she prepared to leave?

**They blessed her.**

**Genesis 24:62** WHERE was Isaac living?

**The Negev**

**Genesis 24:67** WHAT did Isaac do? **He took Rebekah as his wife and loved her.**

**Genesis 25:20** HOW old was Isaac when he married Rebekah? **Forty years old**

**13** Read the rest of the text on page 22 and lead a discussion.

22

WEEK ONE

Genesis 24:60 WHAT did they do to Rebekah as she prepared to leave?

**They blessed her.**

Genesis 24:62 WHERE was Isaac living? **The Negev**

Genesis 24:67 WHAT did Isaac do?

**He took Rebekah as his wife and loved her.**

Now turn to Genesis 25 on page 168. Read Genesis 25:20 for a sneak peek to find out HOW old Isaac is.

HOW old was Isaac when he married Rebekah?

**Forty** years old

**13**

Wow! Just look at all you discovered today. You know how Isaac married his wife, Rebekah. Isaac didn't go looking for the right person. Instead, we see how God guided Abraham's servant to Rebekah and worked out all the details of providing a wife for Isaac. Isn't that amazing!

Isaac waited on God. He was 40 years old when God provided his wife. Isaac loved Rebekah, and she was a comfort to him after his mother's death. God always has the best plans for us. We need to trust Him completely with our lives. Remember this when it comes time for you to get married. We need to be like Abraham's servant who sought God's will in prayer. We need to ask God to guide and direct us in everything we do each and every day.

Now that you have discovered that God is your Guide, practice saying your memory verse. Then head out into the open water for a thrilling ride into the white-water rapids.



14

### RIDING THE RAPIDS—RUN TO GOD!

Look at you! You are soaking wet! That was quite a ride down those white-water rapids. Are you learning how to read the river? Today as we head back on the river, we will have an even wilder ride. We will encounter cascading waterfalls and gigantic boulders as we move from a Class II course with waves up to a foot high to Class III rapids with waves up to three feet high.

Are you ready to take the plunge? Then pack your lunch in your river bag, and let's head back to Genesis. Turn to your Observation Worksheets on page 168.

We are going to skip the first part of Genesis 25, which focuses on Abraham, since this adventure begins with Isaac. Let's start reading at Genesis 25:19-34. Mark the following key words and key phrase:



These are the records of the generations of (circle it in blue)

Lord (draw a purple triangle and color it yellow)

Esau and Edom (color it red)

Jacob (circle it in blue)

prayer (inquire) (draw a purple ☺ and color it pink)

birthright (box it in orange and color it green)

## Guided Instruction



Bring God into your study of His Word today. Ask Him to enable you to understand His message.

14 Turn to page 23 and read "Riding the Rapids—Run to God!"

Copy the new key word markings to the index card to use for a bookmark.

**These are the records of the generations of (circle it in blue)**

**Lord (draw a purple triangle and color it yellow)**

**Esau and Edom (color it red)**

**Jacob (circle it in blue)**

**Prayer (inquire) (draw a purple incense bowl and color it pink)**

**Birthright (box it in orange and color it green)**

**Nations (underline it in brown and color it green)**

**WHEN (draw a green clock over words that denote time)**

nations (underline it in brown and color it green)

And don't forget to mark anything that tells you WHEN by drawing a green clock like this: 🕒

## Guided Instruction

**15** Turn to page 168. Read Genesis 25:19-34 aloud using your Observation Worksheet visual aid as students follow along and call out each key word. Then mark them together as we noted on page 17.

**15**

### 170 OBSERVATION WORKSHEETS

19 Now these are the records of the generations of Isaac, Abraham's son: Abraham became the father of Isaac;

20 and Isaac was forty years old when he took Rebekah, the daughter of Bethuel the Aramean of Paddan-aram, the sister of Laban the Aramean, to be his wife.

21 Isaac prayed to the LORD on behalf of his wife, because she was barren; and the LORD answered him and Rebekah his wife conceived.

22 But the children struggled together within her; and she said, "If it is so, why then am I *this way*?" So she went to inquire of the LORD.

(page 170)

## Guided Instruction

- 23 The LORD said to her,  
 "Two nations are in your womb;  
 And two peoples will be separated from your body;  
 And one people shall be stronger than the other;  
 And the older shall serve the younger."
- 24 When her days to be delivered were fulfilled, behold, there were twins in her womb.
- 25 Now the first came forth red, all over like a hairy garment; and they named him Esau.
- 26 Afterward his brother came forth with his hand holding on to Esau's heel, so his name was called Jacob and Isaac was sixty years old when she gave birth to them.
- 27 When the boys grew up, Esau became a skillful hunter, a man of the field, but Jacob was a peaceful man, living in tents.
- 28 Now Isaac loved Esau, because he had a taste for game, but Rebekah loved Jacob.
- 29 When Jacob had cooked stew, Esau came in from the field and he was famished;
- 30 and Esau said to Jacob, "Please let me have a swallow of that red stuff there, for I am famished." Therefore his name was called Edom.
- 31 But Jacob said, "First sell me your birthright."

## OBSERVATION WORKSHEETS

171

- 32 Esau said, "Behold, I am about to die; so of what use then is the birthright to me?"
- 33 And Jacob said, "First swear to me"; so he swore to him and sold his birthright to Jacob.
- 34 Then Jacob gave Esau bread and lentil stew; and he ate and drank, and rose and went on his way. Thus Esau despised his birthright.

## Guided Instruction

**16** Reread the selected verses to answer the questions on pages 24-26.

**Genesis 25:21 WHAT did Isaac do? He prayed to God for his wife, Rebekah.**

**WHY did Isaac pray to the Lord? Because Rebekah was barren**

**Genesis 25:21 WHAT happened when Isaac prayed? The Lord answered and Rebekah conceived.**

**Genesis 25:22 WHAT did Rebekah ask the Lord? She asked why the baby within her struggled.** (Note: explain that she did not know she was carrying twins.)

**Genesis 25:23 Did God answer Rebekah? Yes; He told her she was carrying two nations that would separate.**

**17** Read the text on page 25 and elicit discussion. Have students answer the questions independently.

Read the selected verses to answer the questions on pages 25-26.

(page 24)

Now let's get the facts.

**16**

Genesis 25:21 WHAT did Isaac do?

**He prayed to God for his wife, Rebekah.**

WHY did Isaac pray to the Lord?

**Because Rebekah was barren**

Do you know what it means to be barren? *Barren* means to not have any children. Do you remember WHO was barren in *Abraham—God's Brave Explorer*? That's right. It was Sarah, Isaac's mother.

Genesis 25:21 WHAT happened when Isaac prayed?

**The Lord answered and Rebekah conceived.**

Genesis 25:22 WHAT did Rebekah inquire of the Lord?

**She asked why the baby within her struggled.**

Genesis 25:23 Did God answer Rebekah? **Yes; He told her she was carrying two nations that would separate.**

Did you notice that Isaac went straight to the Lord with the problem of Rebekah not having children and asked for children on Rebekah's behalf?

*A Struggle for the Birthright*

25

**17**

WHAT did Rebekah do when the children were struggling inside her? That's right. She went straight to God and asked Him what was going on.

Do you remember Abraham's servant in Genesis 24, how he asked the Lord to make his mission a success in finding a wife for Isaac? And do you remember how he blessed and worshiped God for His answer?

HOW about you? WHAT do you do when you have a problem? Do you go straight to God and give it to Him? Or do you try to handle the problem by yourself or by asking your friends for their help?

Write out what you do on the line below.

(page 25)

WHAT should you do when you are in trouble, confused, or hurting?

---

The next time you have a problem or need an answer, remember the examples of Rebekah, Isaac, and Abraham's servant. Pray and ask God what you should do. Turn your problems and hurt over to Him. He wants you to trust and depend on Him.

Look up and read Philippians 4:19.

WHAT is God's promise in this verse?

**God will supply all your needs.**

---

We are to put our trust in God and not in ourselves or our friends. God will take care of all our needs.

26

WEEK ONE

Look up and read 1 John 5:14-15.

1 John 5:14 WHAT is the confidence we have before God?

**If we ask anything according to His will, He**

---

**hears us.**

---

1 John 5:15 Will God give us our requests? **Yes, if they are according to His will.**

Yes! God loves us. He hears and answers our prayers. We are to run to Him with all our problems and cares!

*"Casting all your anxiety on Him, because He cares for you" (1 Peter 5:7).*

Way to go! Tomorrow we will find out more about these two children of Isaac and Rebekah. Don't forget to practice saying your memory verse!

Day 

## Guided Instruction

**Philippians 4:19** WHAT is God's promise in this verse? **God will supply all your needs.**

**1 John 5:14-15** WHAT is the confidence we have before God? **If we ask anything according to His will, He hears us.**

**1 John 5:15** Will God give us our requests? **Yes, if they are according to His will.** (Note: discuss the meaning of "the will of God.")

Read the rest of the text on page 26.

Practice saying your memory verse with a partner. (Teacher Guide page 23)

Good job! You have worked diligently on this assignment.

## Guided Instruction



Before beginning this lesson, ask God to focus your attention and enable you to discover His message with clarity.

**18** Turn to page 26 and read "Double Trouble."

Read the selected verses from Genesis 25 to answer the questions on pages 27-30.

**Genesis 25:23** **WHAT** does the Lord tell Rebekah? **"Two nations are in your womb."**

**WHAT** is their relationship to each other? **WHAT** does it say about one people? **One will be stronger than the other.**

**WHO** will serve **WHOM**? **The older will serve the younger.**

**Genesis 25:24** **WHAT** did Rebekah have in her womb? **Twins**

(page 26)

**18**

### DOUBLE TROUBLE

"Wow! Did you see that? I almost fell out," exclaimed Max. "That was a really big one!"

"You better hang on, buddy," Max's dad called back. "George said there's another one up ahead, and they don't call it the 'Double Trouble' for nothing."

"Bring it on," laughed Max as they headed toward Double Trouble. "This is so awesome! Are you having fun, Molly?"

"Eieeee," Molly screamed. "I hope I don't fall out! Did you see how high I bounced up that time?"

(page 27)

Mr. Burt laughed. "Is anyone hungry? There's a stretch of quiet water coming up with an area where we can get out of the river and have a picnic lunch."

"I'm starving," yelled Alex.

"Me, too," yelled Molly, Max, and Lauren in unison.

"Hang on tight," Mr. Burt replied. "We'll be there before you know it."

Whew, that was some big water. How are you holding up? Now that we have conquered Double Trouble, let's help Mr. Burt and George get our picnic set up. Then we need to pull out our maps and find out more about Isaac and Rebekah's children.

Let's head back to page 170 and read Genesis 25:19-34. Now ask the 5 W's and an H.

Genesis 25:23 **WHAT** does the Lord tell Rebekah is in her womb?

" **Two** **nations** \_\_\_\_\_

are in your womb."

**WHAT** is their relationship to each other? **WHAT** does it say about one people?


**One will be stronger than the other.** \_\_\_\_\_

**WHO** will serve **WHOM**?

**The older will serve the younger.** \_\_\_\_\_

Genesis 25:24 **WHAT** did Rebekah have in her womb?

**Twins** \_\_\_\_\_



(page 27)

28

WEEK ONE

Now let's make a list to see what we can discover about these two twin brothers.

19

Esau	Jacob
Genesis 25:25 born <u>first</u> r <u>e</u> <u>d</u> all over like a <u>hairy</u> garment	Genesis 25:26 born <u>second</u> with his hand <u>holding</u> on to Esau's <u>heel</u>
Genesis 25:23 prophesied by God to <u>serve</u> the younger	Genesis 25:23 prophesied by God to be s <u>t r o n g e r</u>
Genesis 25:27 became a skillful <u>hunter</u> , a man of the <u>field</u>	Genesis 25:27 a <u>peaceful</u> man living in <u>tents</u>
Genesis 25:28 <u>Isaac</u> loved him	Genesis 25:28 <u>Rebekah</u> loved him
Genesis 25:30 called <u>Edom</u>	Genesis 25:31 wanted Esau to sell him his <u>birthright</u>
Genesis 25:31 the b <u>i r t h r i g h t</u> belonged to him	Genesis 25:33-34 bought the b <u>i r t h r i g h t</u> with <u>bread</u> and <u>lentil</u> <u>stew</u>
Genesis 25:33 sold his <u>birthright</u> .	Nation of <u>Israel</u> (elIsar)
Genesis 25:34 Esau <u>despised</u> his birthright	
Nation of <u>Edom</u> (dEmo)	

## Guided Instruction

19 Complete the list about each twin on page 28.

Esau

Genesis 25:25 born first r e d all over like a hairy garment

Genesis 25:23 prophesied by God to serve the younger

Genesis 25:27 became a skillful hunter, a man of the field

Genesis 25:28 Isaac loved him.

Genesis 25:30 called Edom

Genesis 25:31 the birthright belonged to him.

Genesis 25:33 sold his birthright

Genesis 25:34 Esau despised his birthright.

Nation of Edom

Jacob

Genesis 25:26 born second with his hand holding on to Esau's heel

Genesis 25:23 prophesied by God to be stronger

Genesis 25:27 peaceful man living in tents

Genesis 25:28 Rebekah loved him.

Genesis 25:31 wanted Esau to sell him his birthright

Genesis 25:33-34 bought the birthright with bread and lentil stew

Nation of Israel

## Guided Instruction

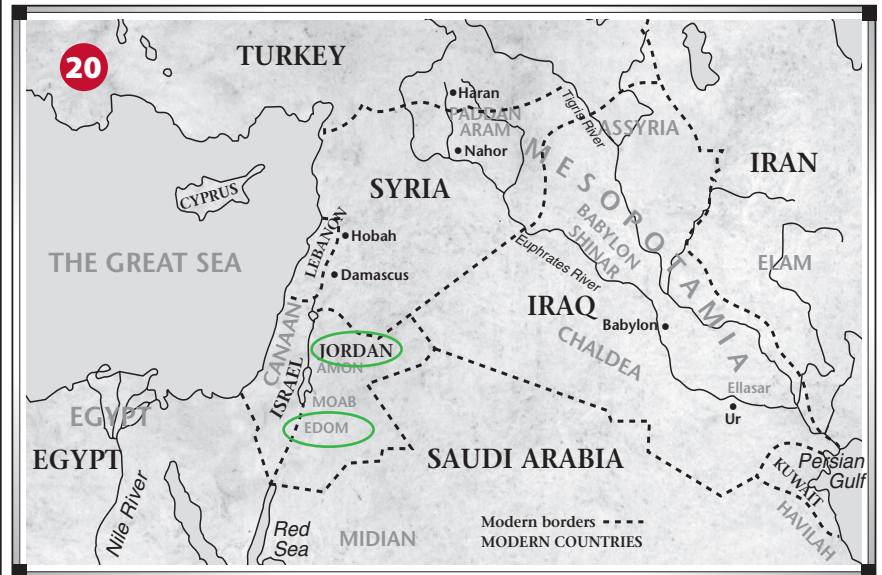
**20** Study the map on page 29. Locate the nation of Edom and circle it in green. Then find the modern country where Edom is located today and circle this place in green also.

### *A Struggle for the Birthright*

29

Since we know these two boys represent two different nations, unscramble the words in the parentheses at the bottom of the chart on page 28 to show the two nations of Jacob and Esau.

Take a look at the map below to find out WHERE the nation of Edom is located, and then circle it in green. Next find the modern country WHERE Edom is located today and circle this name in green also.



Way to go! We will learn more about Edom and Esau, and Jacob and the nation of Israel as we continue our great adventure.

30

## WEEK ONE

Now look at Genesis 25:26. HOW old was Isaac when his twin sons were born? 60 years old

If Isaac was 40 years old when he married Rebekah, HOW long did he wait for God to give him his sons?

20 years

Isn't that awesome to see how God in His own timing and ways brings about His perfect plan?

Did you also notice how Rebekah loved Jacob, and Isaac loved Esau?

Is it right to have favorites? \_\_\_\_\_

Have you ever felt like your mother or father loved your brother or sister more than you? \_\_\_\_\_

HOW did it make you feel: angry, sad, or jealous?  
Write out how you felt on the lines below.

\_\_\_\_\_

Keep your eyes open to find out how playing favorites and lying cause some big problems in Isaac and Rebekah's lives.

Now before we head out, let's write the names of Isaac's wife, Rebekah, and his twin sons, Jacob and Esau, on the family tree below.

## Guided Instruction

**Genesis 25:26 HOW old was Isaac when his twin sons were born? 60 years old**

**If Isaac was 40 years old when he married Rebekah, HOW long did God wait to give him sons? 20 years**

Elicit discussion about the rest of the questions on page 30.

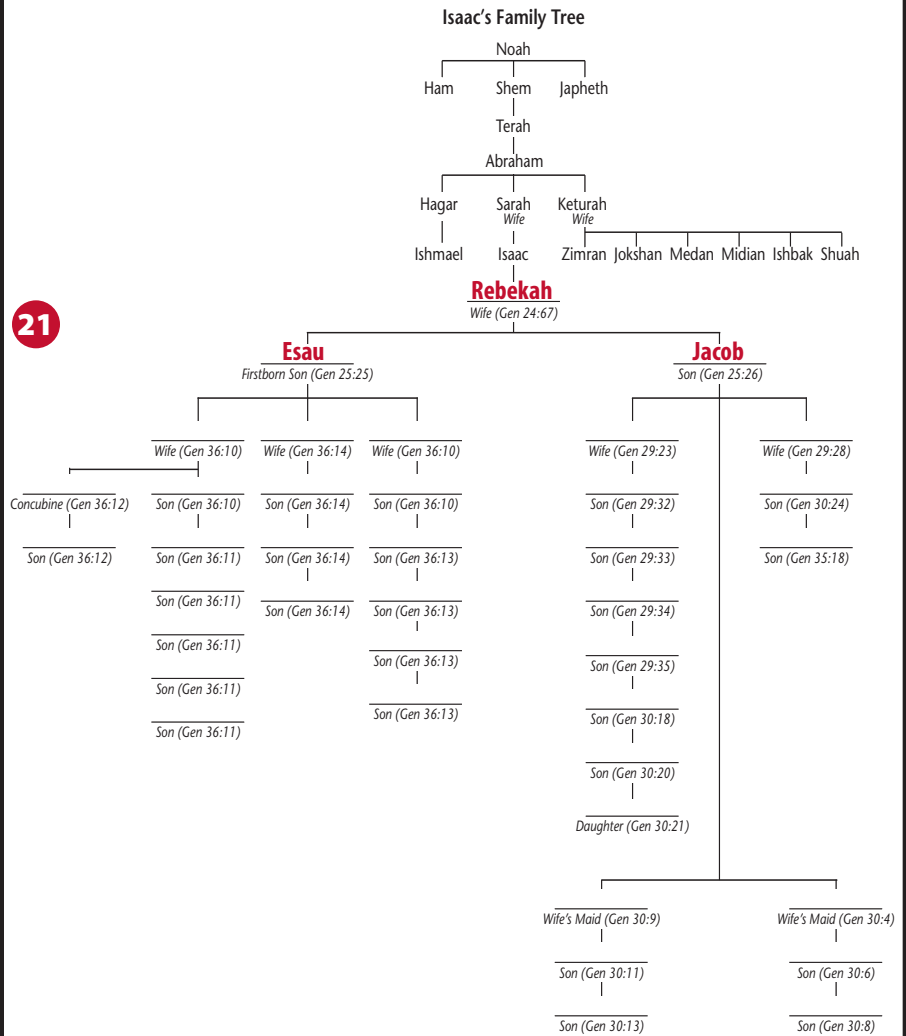
# Guided Instruction

**21** Turn to page 31 and write the names of Isaac's wife, **Rebekah**, and his twin sons, **Jacob** and **Esau**.

(Note: We will add to Isaac's Family Tree as we go through this study.)

Pull out your copy of the memory verse and practice saying it with a friend, three times in a row, three times today. (Teacher Guide page 23)

**21**



All right! Now that you have finished your lunch, pack up, climb back into the raft, and hold on tight! Two very tough rapids—Tablesaw and the awesome Hell's Hole—are right down the river. Don't forget to practice saying your memory verse three times in a row, three times today!

(page 32)

22



### A PRICELESS GIFT

"Okay," Mr. Burt called out, "is everyone ready to head back into the river?"

"We sure are!" Max, Molly, Alex, and Lauren shouted.

"Then hop in," instructed Mr. Burt. "Start paddling nice and steady."


"I can hear the roar," Alex called out. "We must be getting close."

"Look ahead," Lauren yelled as the raft approached the white water. "I see a rapid!"

"Okay, guys," George reminded everyone, "look for the V in the water and aim for it."

"Piece of cake," Max yelled out over the roar of the water just as their raft started picking up speed and zipping down the river.

Max yelled, "Yee-ha!" as their raft hit the drop-off and lifted up into the air,



## Guided Instruction



Sit very still for a while. Think about the privilege you have to study God's Word. Thank Him and ask Him to give you clear understanding.

**22** Read "A Priceless Gift" on pages 32-34.

then bounced and rocked into the churning water. As they hit the water, the raft turned sideways and a huge, freezing wave washed over the side, soaking them. Then they smacked against a boulder and almost lost Lauren as she flew out of her seat.

"Whew, that was close," Lauren smiled as she climbed back into her seat. "I thought I was gone for sure that time."

Just as soon as they got their raft moving back into the river, Mr. Burt looked back and smiled. "Hear that roar? This is the big one. There are two drop-offs. If you get tossed out, just remember to turn over on your back and float with your feet first. Don't panic. Work toward the side to the quiet water. We're getting ready to go. Is everybody ready? Here it comes!"

As the raft hit the first drop-off, all you could hear was screaming as the kids bounced up and the raft hit the water to swirl around in the wild water, and then hit the second drop-off.

Then they hit the third drop-off and Max shot out the side of the raft,

## Guided Instruction

**23** Answer the questions on page 34.

**WHO is the older, the firstborn? Esau**

**WHO is the younger? Jacob**

**WHAT did Esau sell to Jacob? His birthright**

(page 33)

... around in the wild water, and then hit the second...  
The raft came down, and Max shot over the side of the raft, yelling as he hit the water. He went under, swallowed a mouthful of water, and flipped. Finally he managed to break the surface of the water gasping for air. As his feet hit a rock, he remembered to flip on his back and float feet first. Just as he started floating, he spotted the raft up ahead, proceeding into the quiet water.

Max floated toward the quiet water, trying to head for the bank. Mr. Burt and his dad were already there, ready to pull him out of the river where everyone was waiting. "Now that was a ride!" Max laughed as he struggled out of the river. "Let's do that again!"

"Not right now," Max's dad smiled back. "You took about ten years off my life watching you fly out of the raft."

Mr. Burt laughed. "Let's dry off and have a snack before we head back to the outpost. Why don't you get your maps out



34

WEEK ONE

and see how far we have to go? Then we can snack on trail mix and find out more about Jacob, Esau, and the birthright."

"That's a great idea," replied Mr. Luke. "Let's dry off and head back to Genesis."

Yesterday you discovered that Rebekah has two sons who will be two different nations, and that the older would serve the younger.

WHO is the older, the firstborn? Esau

**23**

WHO is the younger? Jacob

WHAT did Esau sell to Jacob? His birthright

WHAT is a birthright? Do you know? Let's find out what it is, and if it is important. First let's turn to page 170. Read Genesis 25:25-34. Make a list below of what you learn about the birthright in this passage in Genesis.

(page 170)

twins in her womb.

25 Now the first came forth red, all over like a hairy garment; and they named him Esau.

26 Afterward his brother came forth with his hand holding on to Esau's heel, so his name was called Jacob; and Isaac was sixty years old when she gave birth to them.

27 When the boys grew up, Esau became a skillful hunter, a man of the field, but Jacob was a peaceful man, living in tents.

28 Now Isaac loved Esau, because he had a taste for game, but Rebekah loved Jacob.

29 When Jacob had cooked stew, Esau came in from the field and he was famished;

30 and Esau said to Jacob, "Please let me have a swallow of that red stuff there, for I am famished." Therefore his name was called Edom.

31 But Jacob said, "First sell me your birthright."

## OBSERVATION WORKSHEETS

171

32 Esau said, "Behold, I am about to die; so of what use then is the birthright to me?"

33 And Jacob said, "First swear to me"; so he swore to him, and sold his birthright to Jacob.

34 Then Jacob gave Esau bread and lentil stew; and he ate and drank, and rose and went on his way. Thus Esau despised his birthright.

(page 34)

## Birthright

Genesis 25:31-32 **E s a u**'s birthright. **Jacob** wanted to buy it.

Genesis 25:33 Esau **sold** his **birthright** to **Jacob**.

Genesis 25:34 Esau **despised** his birthright.

Hebrews 12:16 Esau **sold** his own **birthright** for a **single meal**.

## Guided Instruction

Reread Genesis 25:25-34 and list what you learn about a birthright.

**Genesis 25:31-32** **E s a u**'s birthright. **Jacob** wanted to buy it.

**Genesis 25:33** Esau **sold** his **birthright** to **Jacob**.

**Genesis 25:34** Esau **despised** his birthright.

**Hebrews 12:16** Esau **sold** his own **birthright** for a **single meal**.

## Guided Instruction

**24** Discuss cross-referencing. Read Hebrews 12:14-17 on page 35 and mark the word “birthright” by drawing an orange box around it and coloring it green.

Read the selected verses and answer the questions on pages 35-36.

**Hebrews 12:16 HOW is Esau described?**  
**Immoral and godless**

### *A Struggle for the Birthright*

35

Now let’s find out more about the birthright by doing some cross-referencing. WHAT is *cross-referencing*? Cross-referencing is where we compare Scripture with Scripture by going to other passages in the Bible. This is a very important Bible study tool that we can use as we search out the meaning of Scripture because we know that Scripture never contradicts Scripture.

Let’s read Hebrews 12:14-17 printed out below.

Mark the key word *birthright* by drawing an orange box around it and coloring it green.

Then add what you learn about the birthright in Hebrews to your chart on page 34.

#### Hebrews 12:14-17

- 24**
- 14 Pursue peace with all men, and the sanctification without which no one will see the Lord.
  - 15 See to it that no one comes short of the grace of God; that no root of bitterness springing up causes trouble, and by it many be defiled;
  - 16 that there be no immoral or godless person like Esau, who sold his own **birthright** for a single meal.
  - 17 For you know that even afterwards, when he desired to inherit the blessing, he was rejected, for he found no place for repentance, though he sought for it with tears.

Now let’s ask the 5 W’s and an H to see what Hebrews tells us about Esau.

Hebrews 12:16 HOW is Esau described?

**Immoral and godless**

36

## WEEK ONE

Hebrews 12:17 WHAT did Esau desire afterwards?

**To inherit the blessing**

WHAT do we see happen? Did Esau inherit the blessing?

**No, he was rejected.**

From WHAT you have read in Genesis 25 and Hebrews 12, WHAT do you think the birthright is? Do you know?

Write out what you think it is on the line below.

\_\_\_\_\_

Do you think it was valuable? \_\_\_\_\_ WHY or WHY not?

\_\_\_\_\_

WHICH brother thought the birthright was valuable?

**Jacob**

WHICH brother despised it? **Esau**

Now find out what the birthright is. HOW can you find out? To get started, you can do a word study on the word *birthright*. A word study is where you look at the word you are

## Guided Instruction

**Hebrews 12:17 WHAT did Esau desire afterwards? To inherit the blessing**

**WHAT do we see happen? Did Esau inherit the blessing? No, he was rejected.**

Elicit a discussion about “birthright,” then answer the questions on page 36 independently.

**WHICH brother thought the birthright was valuable? Jacob**

**WHICH brother despised it? Esau**

## Guided Instruction

Lead a discussion about the rest of the text on page 37 to find out what the birthright is.

### *A Struggle for the Birthright*

37

studying in the original language in which it was written. Did you know that the Old Testament (where Genesis 25 is found) was written primarily in Hebrew with some Aramaic? And the New Testament (where Hebrews is found) was written in Koine Greek.

By looking at both the Hebrew (Old Testament) and Greek (New Testament) words for *birthright*, you will understand more about what the word *birthright* means.

Check out Max and Molly's "map" below to discover the Hebrew and Greek words for *birthright* and what they mean. And since you also discovered that Esau despised his birthright, find out what *despised* means, too!

- The Hebrew word for *birthright* is *bekowrah* (pronounced bek-o-raw), and it means "the firstling of man or beast, the firstborn; the right of the firstborn."
- The Greek word for *birthright* is *prototokia* (pronounced pro-tot-ok-ee-ah), and it means "as a privilege, a birthright."
- The Hebrew word for *despised* is *bazah* (pronounced baw-zaw), and it means "to disesteem, to not put the proper value on."

Now that you know that the birthright is a privilege that belongs to the firstborn, and that Esau, Isaac's firstborn, did not put the proper value on the birthright, let's do some more cross-referencing to get the facts about the firstborn and help you understand the importance of the birthright.

Solve the crossword puzzle on page 38 by looking up the passages of Scripture in your map (the Bible) and asking the 5 W's and an H questions.

38

WEEK ONE

25



Look up and read Genesis 49:2-4.

Genesis 49:3 WHAT do we learn about the firstborn by looking at Reuben, Jacob's firstborn?

1. (Across) My **might** and the beginning of my
2. (Down) **strength**. He is preeminent in 3. (Down) **dignity** and 4. (Down) **power**.

## Guided Instruction

25 Read the selected verses in Genesis 49 to solve the crossword puzzle on page 38.

**Genesis 49:3** WHAT do we learn about the firstborn by looking at Reuben, Jacob's firstborn?

1. (Across) My **might** and the beginning of my
2. (Down) **strength**. He is preeminent in 3. (Down) **dignity** and 4. (Down) **power**.

## Guided Instruction

Read the selected verses in 2 Chronicles 21:1-3 to answer the questions.

**2 Chronicles 21:3 WHAT did Jehoshaphat give Jehoram, his firstborn?**

**5. (Down) The kingdom**

**2 Chronicles 21:3 WHAT did he give the other children?**

**6. (Across) Many gifts of 7. (Down) silver,**

**8 (Down) gold, and precious things with fortified cities in Judah.**

Read Exodus 4:22-23 to answer the questions and complete the puzzle.

**Exodus 4:22 WHO is God's firstborn?**

**9. (Across) Israel (referring to the nation)**

Read Exodus 13:2, 11-15 to answer the questions and complete the puzzle.

**Exodus 13:2 WHAT belongs to God?**

### *A Struggle for the Birthright*

39

Do you know what it means to be preeminent? It means to have more, to be superior to or stand out above all others. Because Reuben is the firstborn, he is the beginning of Jacob's strength and might. He is to have more dignity and power than his brothers, but does he? Look at verse 4. Will he have preeminence? No. Because Reuben sins against his father, he will not have the birthright, even though he is the firstborn.

Look up and read 2 Chronicles 21:1-3.

2 Chronicles 21:3 WHAT did Jehoshaphat give Jehoram, his firstborn?

5. (Down) The kingdom

2 Chronicles 21:3 WHAT did he give the other children?

6. (Across) Many gifts of 7. (Down)

silver,

8. (Down) gold, and precious things with fortified cities in Judah.

Look up and read Exodus 4:22-23.

Exodus 4:22 WHO is God's firstborn?

9. (Across) Israel (This is referring to the nation.)

Look up and read Exodus 13:2,11-15.

Exodus 13:2 WHAT belongs to God?

40

## WEEK ONE

10. (Across) The firstborn

Exodus 13:2 WHAT are they to do with the firstborn?

11. (Across) Sanctify to Me

Exodus 13:12 WHAT is the firstborn, male or female?

12. (Across) Male

Look up and read Deuteronomy 21:15-17.

Deuteronomy 21:17 WHAT does the firstborn receive?  
WHAT is the firstborn's right?

13. (Across) A double 14. (Across) portion  
of all that he has.

Look up and read Colossians 1:15-18.

Colossians 1:15 WHO is the firstborn of creation? WHO  
is the "He" in this verse? If you aren't sure who the "He"  
is, look back at verses 13-14. WHO is God's beloved Son  
in whom we have redemption of sins?

15. (Down) Jesus

Colossians 1:18 WHAT else is Jesus also the firstborn of?

16. (Across) The firstborn from the dead

## Guided Instruction

10. (Across) The firstborn

Exodus 13:2 WHAT are they to do with  
the firstborn?

11. (Across) Sanctify to Me.

Exodus 13:12 WHAT firstborn, male or  
female?

12. (Across) Male

Read Deuteronomy 21:15-17. WHAT  
does the firstborn receive? WHAT is the  
firstborn's right?

13. (Across) A double 14. (Across)  
portion of all [his father] has.

Read Colossians 1:15-18 to answer the  
questions and solve the puzzle.

Colossians 1:15 WHO is the firstborn of  
creation? WHO is HE in this verse?

15. (Down) Jesus

Colossians 1:18 WHAT else is Jesus the  
firstborn of?

16. (Across) The firstborn from the  
dead

## Guided Instruction

**26** Read the text on pages 41-44. Elicit discussion and have students respond independently to the questions on pages 42-43.

This has been a difficult lesson and you completed it. God knows and is pleased.

### *A Struggle for the Birthright*

41

**26**

This doesn't mean that Jesus was the first person who was raised from the dead, because we know that Jesus raised Lazarus from the dead before He died on the cross. But this means that Jesus is the first to have ever been raised from the dead to never die again!

Jesus is alive! He lives in heaven with the Father, and one day He will come back and take you to live in heaven with Him, never to die again, if you have accepted Him as your Savior.

Do you see how important the birthright was? The birthright belonged to the firstborn (the first male child). The firstborn was the beginning of the father's might and strength. He was to receive a double portion of the inheritance, and if the father had a kingdom, it was to go to the firstborn.

The birthright was very, very important! But HOW did Esau treat it? As if it had no value. Esau cared more about satisfying his hunger than about the inheritance that belonged to him. Esau was not looking at future blessings

but only at his needs of the moment.

He did not control his appetite but gave in to his desires and gave up his inheritance for a bowl of stew. Isn't that sad? Do you remember how he was described in Hebrews? He was an immoral and godless person who later desired to inherit the blessing but was rejected. There was no repentance (a changing of the mind), only tears.

HOW about you? Do you know that you have a birthright if you have accepted Jesus Christ as your Savior? Once you



**Guided Instruction**

42

WEEK ONE

26



have accepted Jesus, you are a child of God and share in His inheritance (Colossians 3:24; 1 Peter 1:3-4).

Are you like Esau? Do you value your inheritance in Jesus Christ, or is it worthless to you? Are you living for God's kingdom, or for the world in which you live? HOW do you know? Examine your heart and the things you do.

- Do you obey God and do what His Word says?

---

- Do you share the gospel, even if it means kids will laugh and make fun of you?

---

## Guided Instruction

26

*A Struggle for the Birthright*

43

- Do you have self-control? Do you watch television shows you shouldn't watch, look at bad things on the Internet, and say words that you shouldn't say because all of your friends do?

Write out what you do below.

---

- Do you live for the moment, caught up in your feelings and desires, or do you think about your future?  
Example: Will you wait until you are married to have a physical relationship, like God's Word says, or will you allow yourself to get caught up in what you are feeling at the moment?

Write out what you will do on the line below.

---

Would you steal something you wanted, or would you wait until you could buy it?

Write out what you would do on the line below.

---

Would you take drugs if someone promised they would make you feel good to satisfy that need at the moment, or would you say no and trust God to get you through?

---

26


44

## WEEK ONE

Remember, you are a child of God. You have an inheritance that is waiting for you in heaven. If you value it, then you will want to live the way God tells you to by doing what He says is right, whether it is easy or not. Your friends may make fun of you, ignore you, and reject you. But you have to decide how much you value God. Is your birthright important to you?

As we close today, spend some time with God, thanking Him for the priceless birthright He has given you. Ask Him how He wants you to live to honor this priceless gift. Ask Him to help you stand firm when you are lonely and rejected. Remember how He answered Isaac and Rebekah. He hears your prayers, and He will answer you!

Way to go! You did an awesome job! Now that you have dried off, hop back into the raft and head down the river to the outpost. Don't forget to practice your memory verse!



## Guided Instruction

If you are a classroom teacher you may want to give your students a quiz on their memory verse. There is also a quiz on Week One on page 204 to check memory and understanding.

This is a great time to review the whole week by playing a game like *M&M® Draw* on page 213.

### Memory Verse

"For though the twins were not yet born and had not done anything good or bad, so that God's purpose according to His choice would stand, not because of works but because of Him who calls."

Romans 9:11

## D4Y “Extreme Adventures with God” Quizzes

### Week 1: A Struggle for the Birthright

1. What does Abraham ask his servant to do for Isaac?
  - a. Find a wife
  - b. Look for land
  - c. Find some sheep
  - d. Teach him
2. Who will go before the servant?
  - a. Isaac
  - b. God’s angel
  - c. Jacob
  - d. Rebekah
3. What did the servant do as he waited for the daughters to come draw water?
  - a. Prayed
  - b. Thanked Rebekah’s father
  - c. Fed the animals
  - d. Asked to take Rebekah
4. What did the servant give Rebekah?
  - a. Water and food
  - b. Fruit and nuts
  - c. A ring and bracelets
  - d. Shoes and clothes
5. What did Isaac do?
  - a. Married Rebekah
  - b. Had a feast
  - c. Increased crops
  - d. Increased animals
6. What did the Lord tell Rebekah she had in her womb?
  - a. A boy and a girl
  - b. Two girls
  - c. Two nations
  - d. Triplets
7. Who was older, the firstborn?
  - a. Jacob
  - b. Esau
  - c. Isaac
  - d. Joseph
8. Who was the younger twin?
  - a. Joseph
  - b. Isaac
  - c. Jacob
  - d. Israel
9. What did Esau sell to Jacob?
  - a. Birthright
  - b. Lamb
  - c. Sheep
  - d. Grain
10. How is Esau described?
  - a. Very nice
  - b. Immoral and godless
  - c. Honest
  - d. Very strong

#### Memory Verse

Romans 9:11

“For though the twins were not yet born and had not done anything good or bad, so that God’s purpose according to His choice would stand, not because of works but because of Him who calls.”