

TEACHER GUIDE

Elizabeth A. McAllister, Ed. D.

YOU'RE A BRAVE MAN, DANIEL! TEACHER GUIDE

Published by Precept Ministries of Reach Out, Inc.

P. O. Box 182218

Chattanooga, TN 37422

ISBN 978-1-888655-47-6

All Scripture quotations, unless otherwise indicated, are taken from the *NEW AMERICAN STANDARD BIBLE*® (NASB) Copyright © 1960, 1962, 1963, 1968, 1971, 1972, 1973, 1975, 1977, 1995 by the Lockman Foundation. Used by permission. (www.lockman.org)

D4Y Teacher Guides were made possible by the generous gift of a long-time friend of Precept Ministries.

Author Photo and Cover by John Phillips

Graphics Design by Michele Walker

Copyright © 2013 Precept Ministries International

All rights reserved. No part of this publication may be reproduced or transmitted in any form or by any means, electronic or mechanical, including photocopying, recording, or any information storage and retrieval system, without the prior written permission of the publisher.

Printed in the United States of America

Precept, Precept Ministries International, Precept Ministries International the Inductive Bible Study People, the Plumb Bob design, Precept Upon Precept, In & Out, Sweeter than Chocolate!, Cookies on the Lower Shelf, Precepts For Life, Precepts From God's Word and Transform Student Ministries are trademarks of Precept Ministries International.

YOU'RE A BRAVE MAN, DANIEL!

TEACHER GUIDE TABLE OF CONTENTS

Introduction	4
--------------------	---

Weekly Chapters

Week One, Welcome to Babylon ... or Modern-Day Iraq	11
Week Two, A King's Dream	45
Week Three, A Fiery Furnace	67
Week Four, A Vision of a Strong Tree	88
Week Five, Handwriting on the Wall	112
Week Six, Cast Into the Lions' Den	132

Quizzes and Exam

Quiz Week 1	153
Quiz Week 2	154
Quiz Week 3	155
Quiz Week 4	156
Quiz Week 5	157
Quiz Week 6	158
Final Exam	159
Answer Key, Quizzes and Final Exam	161

Games

Drawing Game	162
The Matching Game	163
M&M® Draw	164
Statue Maker	165
Get Connected	166

YOU'RE A BRAVE MAN, DANIEL!

TEACHER GUIDE

Introduction

Thank you for selecting this Bible study for your child and/or class. Leading children to read, observe, interpret, and apply the Bible for themselves offers them a bridge from hearsay to real truth. As they learn to be comfortable with the idea that they can read the Bible, they will take the task seriously.

The Discover 4 Yourself series is designed to lead young students through the process of inductive study: question, question, question, search, think, understand, and apply. They will be comfortable with this process only after you prove that the possibility is within their reach.

YOU'RE A BRAVE MAN, DANIEL! is a study of Daniel 1-6. Students will begin with an overview of these chapters to track Daniel's life and discover God's gracious protection through many difficult and frightening tests of character, integrity, and endurance. Daniel and thousands of other Jews were deported from Israel and forced to serve several evil kings in Babylon. You will discover, once again, how God uses every event in your life to further His wonderful purposes and bless you with His presence and salvation.

To prepare for leading **YOU'RE A BRAVE MAN, DANIEL!** please work through each "Day" on your own before consulting the Teacher Guide. Since this is an Inductive Bible Study, your teaching will be more effective if you do the work first and God reveals His truth *to you*.

Whether you're homeschooling a child, teaching a Sunday school class, teaching in a Christian school, or simply using these studies for your child's quiet time or family Bible study, this Teacher Guide will show you how to clearly and carefully lead each child through Inductive Bible study. We offer suggestions to guide you step-by-step. *Instructional Strategies* explains why certain activities are used throughout the book. Choose the activities that best fit your situation.

Homeschooling Parents and Family Bible Study

We suggest you do one "Day" per day unless it's too much for your child's reading and/or writing skills. You can work with your child and discuss what you learn together or let him/her work independently, saving discussion times for later.

You may want to join or create a homeschool group that meets once a week to do these studies. The teacher will assign a week of homework in class. The following week the teacher will lead the students to discuss what they discovered, how to apply it, and to work on any creative elements included in the study or play a game to review what they have learned.

Sunday School Teachers

To use these studies in a weekly Sunday school class we suggest you do one “Day” together with your children each week in class, since you will have children from different backgrounds, even some from families that are not members of or even regularly attend a church.

Each Sunday briefly review the prior Sunday’s work to put them in context for the next day of study in their book. After completing a week in the book you may want to have a “Game Time Sunday” to review the material before you move on to the next week. Game time makes learning fun for children and shows you the extent to which they understand what they learned.

You can keep the books at church and have the children take home verses on index cards or pieces of paper to memorize.

Classroom Teachers

Generally, classroom teachers face many different learning abilities within their groups. It is important for you to understand these different learning abilities so that you can meet each child where he or she is so that no one is left behind during the process.

It is important for you to bring in *schemata* (background information) for students to draw on. If you tie studies to something children already know, they will grasp the lessons clearly.

Grasp is also affected by *metacognition*—the ability to monitor understanding of the text. Students must be able to perform several functions to develop metacognitive control over reading and understanding. He or she must be able to:

1. Ask first, “What do I already know about this topic?” then, “Do I have enough information to understand this text?” Answers to these questions will directly influence the use of the inductive method.
2. Identify the purpose for reading each selection.
3. Focus on particular information.
4. Monitor understanding by recalling background knowledge and relating it to the context by asking questions like: “How am I doing?” “Am I keeping the big picture in mind?” “Am I bogged down?” “If so, how do I fix it—reread the passages or ask for help?” (Nothing wrong with the latter.)
5. Evaluate understanding of the context by asking, “What did I learn?” With respect to Inductive Bible Study, “How do I apply this information?”

Instructional Strategies

Writing as a response reinforces learning and so this method is prevalent in these books. Encourage students to share ideas and insights with you and other students.

Reading is the highest intellectual activity of the human experience. More sectors of the brain are active than in other endeavors including mathematics and flying an airplane. It's the most totally interactive processing of information, even when children are reading Mother Goose.

Take time for students to read aloud with a friend. Reading *out loud* and listening promote interactions between the brain's left and right hemispheres and activate little-used pathways. Reading *silently* activates a much smaller part of the brain.

Give students a chance to express themselves at every opportunity. This forces them to retrieve information stored in their *schemata* (background knowledge) for application to new information. What better opportunity is there than to *inductively* look at curriculum and context?

You will notice that you are asked to read some content aloud as students follow along. This frees unsure readers to focus on context rather than decoding strategies. By doing this, you will remove stumbling blocks to understanding; otherwise, reluctant readers will be convinced that inductive study is impossible for them—the last thought you want to instill!

We have included weekly quizzes with memory verses and also multiple-choice questions that will force students to think about what they have learned. Based on how they answer these questions, you will know whether they have grasped the material adequately.

In view of this sparse introduction to learning requirements for success, it's important that you apply strategies that lead students to develop the ability to self-monitor understanding of context each step of the way. These **Teacher Guides** offer suggestions to assure that students, regardless of their abilities, will learn to read the Bible with understanding as you lead them, step-by-step, through the Inductive Study Method.

Discover 4 Yourself Objectives

The Discover 4 Yourself series objectives are not the same as the behavioral objectives of general subject matter. The books contain outstanding biblical subjects of course, but they are written *primarily* to be a tool for young students to learn the Inductive Bible Study Method.

Playing an instrument well requires repetition and application of skills learned. Similarly, effective study is developed by repeated practice and good role modeling of an outstanding study method. Accordingly these **Teacher Guides** contain global objectives for the student *and the teacher*.

We'll start with the teacher.

Discover 4 Yourself Teacher Guide Objectives

- ✓ To help the teacher identify students' metacognitive needs as they read texts.
- ✓ To show the teacher how to model use of the Inductive Study Method so students will be able to apply the techniques independently when studying God's Word.
- ✓ To offer the teacher effective teaching strategies to assure that students succeed when they study the Bible.

Discover 4 Yourself Student Workbook Objectives

- ✓ To learn how to read, observe, and interpret the Bible for themselves.
- ✓ To practice this method independently within an encouraging environment.

Scripture quotations in this book are taken from the New American Standard Bible®, © 1960, 1962, 1963, 1968, 1971, 1972, 1973, 1975, 1977, 1995 by The Lockman Foundation. Used by permission. (www.Lockman.org)

DISCOVER 4 YOURSELF is a registered trademark of The Hawkins Children's LLC. Harvest House Publishers, Inc., is the exclusive licensee of the federally registered trademark DISCOVER 4 YOURSELF.

Illustrations © Steve Bjorkman

Cover by Left Coast Design, Portland, Oregon

YOU'RE A BRAVE MAN, DANIEL!

Copyright © 2007 by Precept Ministries International

Published by Harvest House Publishers

Eugene, Oregon 97402

www.harvesthousepublishers.com

ISBN-13: 978-0-7369-0147-5

ISBN-10: 0-7369-0147-7

All rights reserved. No part of this publication may be reproduced, stored in a retrieval system, or transmitted in any form or by any means—electronic, mechanical, digital, photocopy, recording, or any other—except for brief quotations in printed reviews, without the prior permission of the publisher.

Printed in the United States of America

07 08 09 10 11 12 13 14 15 / ML-SK / 10 9 8 7 6 5 4 3 2 1

(page 3)

2

CONTENTS

Studying God's Script—
A Bible Study You Can Do!

1. Welcome to Babylon...or Modern-Day Iraq	7
2. A King's Dream	37
3. A Fiery Furnace	55
4. A Vision of a Strong Tree	73
5. Handwriting on the Wall	93
6. Cast into the Lions' Den	111
Puzzle Answers	130
Observation Worksheets—Daniel 1-6	134



Guided Instruction

1 Give each student a copy of *You're A Brave Man, Daniel!*

2 Together, turn to the CONTENTS page and lead students through a quick overview of the book. Point out the structure of each chapter, noting that there will be a lesson and activities to do each day for five days.

"Welcome to Babylon...or Modern-Day Iraq" 7

Max, Molly, and Sam are going to dig into God's Word to discover how a young boy who was kidnapped and made to serve a wicked king handled difficult situations. Daniel loved God and trusted Him. What would you do if your life was turned upside-down and you found yourself in a strange land? This is an exciting story with some surprising events.

"A King's Dream" 37

Wicked King Nebuchadnezzar besieged Jerusalem and took the sons of Israel captive. They were transported to Babylon, an ancient city located in territory occupied by present-day Iraq. Daniel was just fifteen years old. Imagine how you'd feel if you were kidnapped and removed from every familiar place and person in your life. Daniel and his friends were outstanding teenagers who remained true to their God.

"A Fiery Furnace" 55

King Nebuchadnezzar built an image of gold and demanded that everyone bow down and worship it. Daniel's friends, Shadrach, Meshach and Abed-nego, refused. This angered the king and he sentenced them to be burned in a fiery furnace. But Someone came to their rescue!

"A Vision of a Strong Tree" 73

King Nebuchadnezzar called Daniel in to interpret a frightening dream. Daniel told the king that the tree that was chopped down was him. This meant he would become like an animal and live among animals until he acknowledged and worshipped the True God. This should get his attention!

"Handwriting on the Wall" 93

King Nebuchadnezzar died in 562 BC. In 539 BC, King Belshazzar was a wicked king who did not worship the Holy God. He ordered the vessels of the temple of God in Jerusalem to be brought to him for a feast. Then he, his nobles, his wives, and his concubines all drank from them. Suddenly a huge hand began writing on the wall. Scary! He called for Daniel to interpret the writing. That same night he was killed. Was this because he did not glorify God?

"Cast into the Lions' Den" 111

Darius was now king. He appointed Daniel to be one of the commissioners over his kingdom. The other commissioners were jealous of Daniel and decided to find a way to get rid of him. They asked the king to sign a law to force everyone to petition only him. But Daniel continued to pray to his God. When King Darius was told this, he commanded Daniel to be thrown into a lion's den. WHO do you think came to Daniel's rescue? Isn't this an exciting mystery?

3 After leading students through an overview of the Contents, turn to "Studying God's Script—A Bible Study You Can Do!" on page 5.

Guided Instruction

(page 5)

3

STUDYING GOD'S SCRIPT— A BIBLE STUDY YOU CAN DO!

Hey, guys! It's great to have you back on another great Bible adventure. We are on our way (Molly, Sam the great detective beagle, and me) to meet my Aunt Sherry in Hollywood, California. My name is Max. We are going to help out on the set of a brand-new television series that is being made on the Book of Daniel. Daniel is a very interesting, historical book in the Bible that shows us not only **WHAT** happened in the past, but also **WHAT** is going to happen in the future. Doesn't that sound *exciting*?

We are going to use God's script, the Bible, to find out **WHO** the main characters are in the Book of Daniel and **WHAT** happens to them as God's story unfolds. **HOW** do Daniel and his friends handle difficult situations? **WHAT** lessons can we learn about trusting God when bad things happen to us? **WHO** has visions and dreams? **WHAT** do these dreams mean? And **WHO** is in control of all Daniel's circumstances?

This is going to be one *awesome* television series with some unbelievable special effects to capture these special dreams and events! You can take part in creating this exciting series by studying God's Word, the Bible, the source of all truth, and by asking God's Spirit to lead and guide you. You also have this book, which is an inductive Bible study. That word *inductive* means you go straight to the Bible *yourself* to investigate what the Book of Daniel shows us about God and His plan for the future and a young man who is serious about God. In inductive Bible study you discover for yourself what the Bible says and means.

Doesn't that sound like fun? Grab your script on Daniel as we take a look into the past so we can film this action-packed adventure that will take us into the future!

THINGS YOU'LL NEED

New American Standard Bible (Updated Edition)—
preferably the New Inductive Study Bible (NISB)

Pen or Pencil	A Dictionary
Colored Pencils	This Workbook
Index Cards	

1

WELCOME TO BABYLON... OR MODERN-DAY IRAQ

4



DANIEL 1

It's great to have you here in sunny California! Molly and I are soooo excited about this new Bible adventure where we'll get to help on a brand-new television series. Miss Leslie, the producer of this series, is a friend of my Aunt Sherry, who developed the comic book on the life of Joseph called *Joseph—God's Superhero*.

Miss Leslie asked Aunt Sherry to come out to California to help her create and direct this fantastic television series on the life of Daniel. Aren't you excited? Not only do we get to learn all about Daniel and how to be like him, but we also get to learn how to create and shoot a television series. Are you ready to get started? Great! Then let's head over to the set and start reading God's script.



SCAN THE SCRIPT!

"Hey, guys, I see you made it!" Aunt Sherry said with a smile as we walked on the set. "Are you ready to start studying God's script, the Bible?"

7

Guided Instruction

WEEK 1



You are about to read a story about God's mercy and compassion. Ask God to give you clear understanding of His awesome love.

4 Turn to page 7 and read the introduction "Daniel 1" and "Scan the Script!"

Guided Instruction

8

WEEK ONE



"We sure are!" Max replied as he gave Aunt Sherry a hug.

"Great. Then grab your scripts and have a seat in those chairs."

"Look, Max," Molly exclaimed, "our chairs have our names on the back just like in the movies."

"That is so cool!" Max said with a smile. "Look, Sam! Aunt Sherry even has a chair just for you." Sam jumped up into his chair and sat on his haunches looking like Mr. Hollywood. Aunt Sherry, Max, and Molly cracked up laughing. "Okay, WHAT is the first thing you need to do before you open your script?" asked Aunt Sherry.

"Pray," Molly answered. "I'll pray and then we can get started reading our script."

Remember, Bible study should always begin with prayer. We need to ask God to help us understand what the Bible says and to direct us by His Holy Spirit, so we can make sure we understand His Word and handle it accurately.

All right! Now that we have prayed, did you know that Daniel is a book in the Bible that is both historical and prophetic? Since you study history in school, you know that history is about people and events. Prophecy is when God reveals to us what is going to happen in the future. Season One (*You're a Brave Man, Daniel!*) of our new television series will focus on the historical events in Daniel 1–6, while Season Two

Welcome to Babylon...or Modern-Day Iraq 9

(*Fast-Forward to the Future*) on Daniel 7–12 will show us what is going to happen in the future. Pretty cool, huh?

Now that you know what our television series is going to be about, let's scan our script to make sure we have just the right location to begin taping our television series. Your script is the Observation Worksheets located at the back of this book. These pages have the Bible text printed out for you to use.

- 5** Turn to page 134. Read Daniel 1:1-2. To discover the setting and characters for our new television series, we need to ask the 5 W's and an H. WHAT are the 5 W's and an H? They are the WHO, WHAT, WHERE, WHEN, WHY, and HOW questions.

DANIEL 1-6

(page 134)

6 Chapter 1

1 In the third year of the reign of Jehoiakim king of Judah, Nebuchadnezzar king of Babylon came to Jerusalem and besieged it.

2 The Lord gave Jehoiakim king of Judah into his hand, along with some of the vessels of the house of God; and he brought them to the land of Shinar, to the house of his god, and he brought the vessels into the treasury of his god.

3 Then the king of Babylon said to Ashpenaz, the chief of his officials, to

1. Since this book is both a historical and prophetic book, asking WHO is very important. Asking WHO helps you find out: (page 9)

WHO are the main characters?

WHO is this prophecy about?

WHO is involved?

2. WHAT helps you understand:

WHAT are the main events taking place?

WHAT is God telling you?

3. In any historical event, WHERE is very important. And in prophecy it is also important to know WHERE it happens.

WHERE helps you learn:

WHERE did something happen?

WHERE did they go?

WHERE was this said?

When we discover a WHERE, we double-underline the WHERE in green.

Guided Instruction

5 Turn to page 9 and review the inductive study questions.

6 Turn to page 134 and read Daniel 1:1-2 to answer the questions on page 10-13.



Guided Instruction

Daniel 1:1 WHEN does this scene take place? **b. the third year of the reign of Jehoiakim**

WHO are two of the characters in our script? **Jehoiakim, king of Judah and Nebuchadnezzar, king of Babylon.**

10

WEEK ONE

4. WHEN tells us about time. We mark it with a green clock  or a green circle like this: .

WHEN tells us:

WHEN did this event happen or WHEN is it going to happen?

WHEN is so very important in history and prophecy. It helps us follow the order of events.

5. Looking at history, WHY asks questions like:

WHY did this event happen?

Looking at prophecy, WHY asks:

WHY is God telling us this is going to happen?

6. HOW lets you figure out things like:

HOW did something happen?

HOW did the people react to what happens?

HOW is something going to happen in the future?

HOW does it come to pass?

Now read your script and ask those 5 W's and an H.

Daniel 1:1 WHEN does this scene take place? Draw a green clock or green circle over this time phrase in Daniel 1:1 on page 134. Then circle the correct answer below.

a. the first year of the reign of Jehoiakim

b. the third year of the reign of Jehoiakim

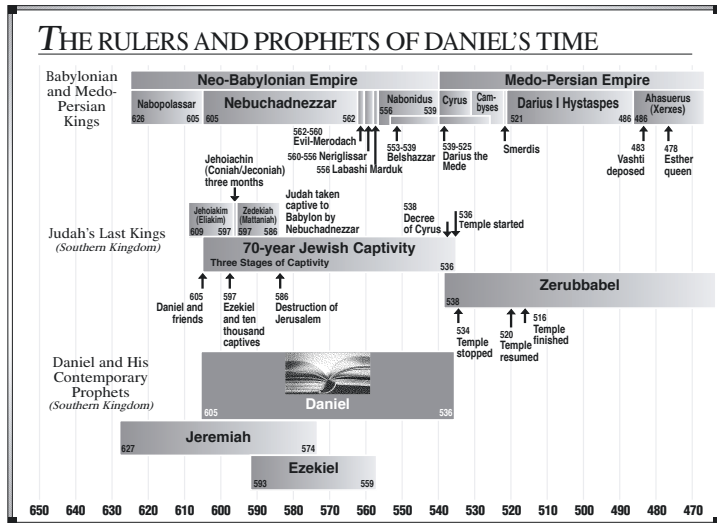
c. the sixth year of the reign of Jehoiakim

WHO are two of the characters in our script?

 Jehoiakim , king of **Judah** and

 Nebuchadnezzar , king of **Babylon**

Look at the chart "The Rulers and Prophets of Daniel's Time," and circle the names of these two rulers.



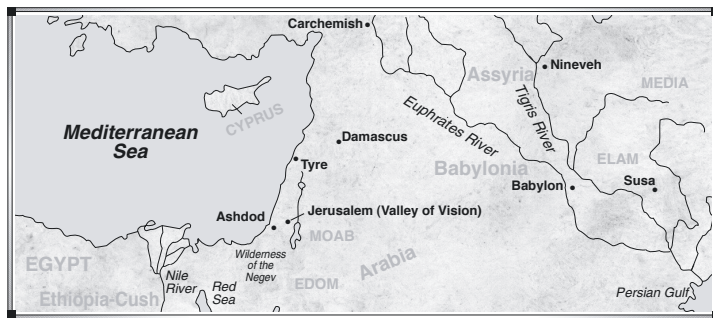
So WHERE are our two kings from?

Daniel 1:1 WHAT is the location of Jehoiakim, the king of Judah? WHERE does Nebuchadnezzar come to?

J e r u s a l e m

Daniel 1:1-2 WHERE is King Nebuchadnezzar from?

King of B a b y l o n, the land of Shinar



Guided Instruction

Daniel 1:1 WHAT is Jehoiakim's location? WHERE does Nebuchadnezzar come to?
J e r u s a l e m

Daniel 1:1-2 WHERE is King Nebuchadnezzar from? King of B a b y l o n, the land of Shinar

Guided Instruction

7 Read the “Production Manager’s Notes” on page 12.

12

WEEK ONE

To learn more about the special location King Nebuchadnezzar is from, take a look at the notes of Miss Anna, the production manager, below.

7

PRODUCTION MANAGER'S NOTES

BABYLON means “gate of God” and is one of the most important cities in the ancient world.

Babylon is located east of the Euphrates River, 56 miles south of present-day Baghdad in Iraq. It is in the fertile plain of Mesopotamia between two rivers: the Tigris and the Euphrates. It lies near the Garden of Eden, near the cradle of civilization.

The first mention of this ancient city in the land of Shinar is found in Genesis 10–11. In Genesis 11, the people of Babel (Babylon) sin by wanting to make a name for themselves instead of having God rule over them. From the beginning of time, this city has been in opposition to God.

Keep your eyes and ears open because Babylon not only plays an important part in history, but it will also play a part in the future. You can study more about Babylon and what happens to it in the future by studying the Book of Revelation in Max and Molly’s Bible adventure *A SNEAK PEEK INTO THE FUTURE*.

Welcome to Babylon...or Modern-Day Iraq

13

Daniel 1:1 WHAT did Nebuchadnezzar come to Jerusalem to do?

To besiege Jerusalem

Daniel 1:2 WHO wins this battle?

King Nebuchadnezzar

Daniel 1:2 WHO gave King Jehoiakim, the king of Judah, into King Nebuchadnezzar's hand? WHO was in control?

God

Wow! Are you surprised to see that God gave Jehoiakim into King Nebuchadnezzar's hand? WHY would God allow His chosen people, the sons of Israel, to be taken captive by their enemies? One way we can find out is by looking at some other passages of Scripture. This is called *cross-referencing*.

8 Look up and read Deuteronomy 28:1-7.

Deuteronomy 28:1 WHAT did the children of Israel need to do to be set high above all the nations of the earth?

"**Obey** the LORD your God, being careful to **do** all His **commandments**."

Deuteronomy 28:7 WHAT would happen to Israel's enemies if Israel obeyed?

Israel's enemies will be **defeated**.

Read Deuteronomy 28:15,25.

Deuteronomy 28:25 WHAT would happen if Israel did not obey? WHAT would the Lord cause the children of Israel to be?

Defeated before your **enemies**

Guided Instruction

Daniel 1:1 WHAT did Nebuchadnezzar come to Jerusalem to do? **To besiege Jerusalem**

Daniel 1:2 WHO wins the battle? **King Nebuchadnezzar**

Daniel 1:2 WHO gave King Jehoiakim, the king of Judah, into King Nebuchadnezzar's hand? **God**

8 Read the selected scripture in Deuteronomy to answer the questions.

Deuteronomy 28:1-7 WHAT did the children of Israel need to do to be set high above all the nations of the earth? **"Obey the Lord your God, being careful to do all His commandments."**

Deuteronomy 28:7 WHAT will happen to Israel's enemies if Israel obeys? **Israel's enemies will be defeated.**

Deuteronomy 28:25 WHAT would happen if Israel did not obey? WHAT would the Lord cause the children of Israel to be? **Defeated before your enemies**

Guided Instruction

9 Read the questions on page 14 and elicit discussion. Have students respond independently.

10 Read the text on pages 14-15.

14

WEEK ONE

Wow! Look at HOW important it was to God that the children of Israel obey Him! They would defeat their enemies if they obeyed, but if they disobeyed, then they would be defeated.

9 HOW about you? Do you think God expects you to obey Him?

WHY? _____

HOW are you going to know what God wants you to do? Would studying the Bible help you to know what God expects? HOW would studying the Bible help you?

HOW much do you obey God? Circle one of the answers below.

- a. all the time b. a lot of the time
c. sometimes d. not very often

WHICH answer should you circle? Write it out below:

10 Now that you have thought about what you do and what you should do, why don't you go to God and ask Him to help you change anything that you need to change, to help you obey Him?

Way to go! You have done some awesome research today. You went straight to God's book, the book of truth. You saw that there are two kings: the king of Judah who is king over God's chosen people, and the king of Babylon, king over a very wicked city who defeats the king of Judah and takes some of the sons of Israel into captivity.

You also saw by looking at other passages of Scripture that God told His people as long as they obeyed Him, they would defeat their enemies. Does that mean the sons of Israel didn't

Guided Instruction*Welcome to Babylon...or Modern-Day Iraq*

15

obey God and His commandments since King Nebuchadnezzar takes God's chosen people into captivity? You'll find out tomorrow as you continue the research for our new television series. But before you leave the set today, you need to discover your memory verse for this week.

Did you know that the original language the Bible was written in was Hebrew with some Aramaic in the Old Testament, and Koine Greek in the New Testament? Since the Book of Daniel is written in both the Hebrew and Aramaic languages, we thought it would be fun if you discovered this week's verse by using a fun made-up language that kids like to use called "Pig Latin."

There are different ways to write Pig Latin depending on if a word begins with one consonant, multiple consonants, or a vowel. If a word begins with a single consonant, you take the consonant off the front of the word and put it at the end of the word, adding *ay* after it (such as, if I wanted to say *Daniel* in Pig Latin, I would say *anielday*).

Now if a word begins with two or more consonants, you would take the group of consonants off the front of the word and add them to the end, and then add *ay* to the end of the word. For an example, the word *choice* would become *oicechay*. And if a word starts with a vowel, you just add *ay* to the end of the word. For example, the word *up* would become *upay*.

Solve this week's verse by looking at the words on the next page that are in Pig Latin and writing the real word for this fun made-up language underneath each blank. Then find the reference for your verse in Daniel 1. Practice this verse by saying it in both Pig Latin and English three times in a row, three times today!

Guided Instruction

11 Unscramble the Pig Latin message on page 16. This is your memory verse.

“But Daniel made up his mind that he would not defile himself with the king’s choice food, or with the wine which he drank; so he sought permission from the commander of the officials that he might not defile himself.”

Daniel 1:8

Practice saying the memory verse three times, three times a day.

Say it to a partner.

16

WEEK ONE

11

utbay anielDay ademay upay ishay indmay
But Daniel made up his mind

atthay ehay ouldway otnay efileday imselfhay
that he would not defile himself

ithway ethay ingskay oicechay oodfay oray
with the king’s choice food, or

ithway ethay ineway ichwhay ehay ankdray;
with the wine which he drank;

osay ehay oughtsay ermissionpay omfray ethay
so he sought permission from the

ommandercay ofay ethay officialsay atthay ehay
commander of the officials that he

ightmay otnay efileday imselfhsay.
might not defile himself.

Daniel 1: **8**

You did it! We are so proud of you!



DAY TWO

(page 16)

12**ON THE SET OF ISRAEL**

"Look at that, Molly! Isn't that set amazing?" Max asked as they walked onto the set with Aunt Sherry. "It looks just like the pictures I have seen of ancient Jerusalem."

Aunt Sherry told the kids, "This is the set where we will shoot our opening scene as King Nebuchadnezzar comes up against King Jehoiakim to besiege the city."

"Will we start filming today?" Max asked Aunt Sherry.

Guided Instruction

God has a special message for you today. Ask Him to clear your focus and enable you to understand His Word.

12 Turn to page 16 and read "On the Set of Israel."

13 Read the "Production Manager's Notes" on page 17 to place you in the historical context.

Welcome to Babylon...or Modern-Day Iraq

17

"Not yet. We need to finish casting our characters. But first you and Molly need to find out WHAT the sons of Israel did that caused God to let them be taken into captivity. After you do your research, you can help me, Miss Leslie, and Mr. Preston, the casting director, finish casting."

"All right!" Molly exclaimed. "Let's get started."

Don't forget to pray! Let's find out WHAT the children of Israel did that caused God to allow them to be defeated. Start by looking at the production manager's notes on the nation of Israel.

13**PRODUCTION MANAGER'S NOTES**

The beginning of the nation of Israel is found in the Book of Genesis as God promises to make Abram (Abraham) a great nation in Genesis 12. This nation is to come through his son, Isaac (Genesis 17:19; Genesis 21:12), and through Isaac's son Jacob (Genesis 28).

In Genesis 35:10, God changes Jacob's name to Israel. Jacob (Israel) has 12 sons, whose descendants are known as the 12 tribes of Israel, God's chosen people.

In 1 Kings, because of King Solomon's divided heart, God divides the 12 tribes of Israel into two kingdoms: the north and the south.

The northern kingdom of Israel is made up of 10 tribes of Israel. They settle in the north and claim Samaria as their capital.

The southern kingdom of Judah is made up of the remaining two tribes of Israel, Benjamin and Judah, who keep Jerusalem as their capital.

Welcome to Babylon...or Modern-Day Iraq 19

- 15** First let's find out what happens to the northern kingdom of Israel. Look up and read 2 Kings 17:5-7,12.

2 Kings 17:6 WHAT did the king of Assyria do?

1. (Across) He captured Samaria and carried
2. (Down) Israel away into
3. (Across) exile to Assyria.

WHY did this happen?

2 Kings 17:7 Because the sons of Israel had

4. (Across) sinned against the Lord their God.

2 Kings 17:9 The sons of Israel did things secretly which were not

5. (Across) right against the Lord their God.

2 Kings 17:12 They served

6. (Down) idols.

- 16** Now let's complete our puzzle by looking at the southern kingdom of Judah that King Nebuchadnezzar has come after. Look up and read 2 Chronicles 36:5-7.

2 Chronicles 36:5 WHAT did King Jehoiakim do?

7. (Across) He did evil in the sight of the Lord his God.

2 Chronicles 36:6 WHAT happened when King Nebuchadnezzar came up against King Jehoiakim?

King Nebuchadnezzar

8. (Down) bound him with bronze chains to take him to
9. (Across) Babylon.

Guided Instruction

- 14** Read the selected scripture verses on pages 19-20 to complete the crossword puzzle on page 18 (TG page 22).

- 15** Read 2 Kings 17:5-12 and analyze each one to answer the questions.

2 Kings 17:6 WHAT did the king of Assyria do?

1. (Across) He captured Samaria and carried
2. (Down) Israel away into
3. (Across) exile to Assyria.

WHY did this happen? 2 Kings 17:7 Because the sons of Israel had

4. (Across) sinned against the Lord their God.

2 Kings 17:9 The sons of Israel did things secretly which were not

5. (Across) right against the Lord their God.

2 Kings 17:12 They served

6. (Down) idols.

- 16** Read 2 Chronicles 36:5-7 and analyze each one to answer the questions.

2 Chronicles 36:5 WHAT did King Jehoiakim do?

7. (Across) He did evil in the sight of the Lord his God.

2 Chronicles 36:6 WHAT happened when King Nebuchadnezzar came up against King Jehoiakim?

King Nebuchadnezzar

8. (Down) bound him with bronze chains to take him to

Guided Instruction

9. (Across) **Babylon.**

2 Chronicles 36:7 WHAT else did King Nebuchadnezzar bring to Babylon?

10. (Down) Some of the **articles** of the house of the Lord

WHERE did he put these articles of God?

11. (Down) In his **temple** at Babylon

17 Read Jeremiah 25:8-11 and analyze each one to answer the questions.

"You have not

12. (Down) **obeyed**

13. (Down) **My words."**

Jeremiah 25:9 WHAT is the Lord going to do?

14. (Down) "I will send to **Nebuchadnezzar** king of Babylon, My servant, and bring them against this

15. (Across) **land** and against its

16. (Across) **inhabitants."**

Jeremiah 25:11 HOW long will they be in captivity and serve the king of Babylon?

17. (Across) **seventy** years

18 Use the underlined words to complete the crossword puzzle on page 18 (TG page 22).

19 Read the rest of the text on pages 20-22.

20

WEEK ONE

2 Chronicles 36:7 WHAT else did King Nebuchadnezzar bring to Babylon?

10. (Down) Some of the **articles** of the house of the Lord

WHERE did he put these articles of God?

11. (Down) In his **temple** at Babylon

17

Look up and read Jeremiah 25:8-11.

Jeremiah 25:8 WHAT did the Lord of hosts tell them?

"You have not

12. (Down) **obeyed**

13. (Down) My **words**."

Jeremiah 25:9 WHAT is the Lord going to do?

14. (Down) "I will send to **Nebuchadnezzar** king of Babylon, My servant, and bring them against this

15. (Across) **land** and against its

16. (Across) **inhabitants**."

Jeremiah 25:11 HOW long will they be in captivity and serve the king of Babylon?

17. (Across) **seventy** years

19

Can you believe it? Both of these kingdoms disobey God and are taken into captivity. The northern kingdom of Israel is taken into captivity by Assyria in 722 BC. Then the southern kingdom of Judah is taken into captivity by the Babylonians in three different sieges of Jerusalem, which begin in 605 BC with King Jehoiakim. Looking at both of these kingdoms, does God do exactly what He says He will do?

Yes! God always does what He says He will do. God told the nation of Israel in Deuteronomy 28 that if they obeyed God,

being careful to do all His commandments, they would be set high above all the nations of the earth and their enemies would be defeated. But as we have seen today, they didn't obey. They didn't listen to God. Instead they chose to do things God said were not right. They chose to serve idols instead of worshiping God. They sinned against God. James 4:17 says, "Therefore, to one who knows the right thing to do and does not do it, to him it is sin."

That's why we're studying God's Word—so that we can know and do what God says is right. HOW can we apply WHAT we learned about these two kingdoms to our lives? Let's look at how you spend your time.

20 WHAT are some of the things that you do every week? Do you play sports, talk with friends on the Internet, or play a musical instrument? Name some of the things you do:

Do you talk to God during the day? Do you have time to study your Bible? Do you let God talk to you through the Bible about His commandments?

Israel got into trouble for worshiping idols. Idols are not just statues. Idols are anything in your life that you put *before* God, like watching television, playing sports, or playing video games. WHAT are some of the things that you put before God?

These activities and things we listed aren't wrong unless you put them in God's place. That's why we want you to check yourself to see how you're spending your time. If God is God, then He should be number one in your life!

Guided Instruction

20 Read and discuss the personal questions on page 21. Have students respond independently to each personal reflection.

Pull out your memory verse card and practice saying it three times with a friend.

Way to go! We are so proud of you for studying and applying God's Word! Now don't forget to practice your memory verse. This verse shows you something very important about our main character's character. Tomorrow we will find out what happens after King Nebuchadnezzar captures the city.



Guided Instruction



Do you realize what a blessing it is to dig into the Word? Ask God to give you clear understanding of His lesson today.

21 Turn to page 22 and read "Casting Call."

22 Read the selected verses, Daniel 1:1-7, to answer the questions.



(page 22)

21

CASTING CALL

It's great to have you back on the set! Now that you have the historical background information for our television series, are you ready to help Aunt Sherry, Miss Leslie, and Mr. Preston finish casting our characters? Great! Also, Mr. Andy, the prop master, needs some help gathering the props for our first scene. Grab your script (page 134) and let's head back to Daniel 1. Don't forget to talk to God!

22

Read Daniel 1:1-7 and ask those 5 W's and an H.

(page 134)

Chapter 1

1 In the third year of the reign of Jehoiakim king of Judah, Nebuchadnezzar king of Babylon came to Jerusalem and besieged it.

2 The Lord gave Jehoiakim king of Judah into his hand, along with some of the vessels of the house of God; and he brought them to the land of Shinar, to the house of his god, and he brought the vessels into the treasury of his god.

3 Then the king ordered Ashpenaz, the chief of his officials, to bring in some of the sons of Israel, including some of the royal family and of the nobles,

4 youths in whom was no defect, who were good-looking, showing intelligence in every branch of wisdom, endowed with understanding and discerning knowledge, and who had ability for serving in the king's court; and he ordered him to teach them the literature and language of the Chaldeans.

5 The king appointed for them a daily ration from the king's choice food and from the wine which he drank, and appointed that they should be educated three years, at the end of which they were to enter the king's personal service.

6 Now among them from the sons of Judah were Daniel, Hananiah, Mishael and Azariah.

7 Then the commander of the officials assigned new names to them; and to Daniel he assigned the name Belteshazzar, to

(page 135)

Hananiah Shadrach, to Mishael Meshach and to Azariah Abednego.

Daniel 1:2 WHEN Jerusalem is besieged
WHAT is taken from the house of God?
WHAT props do we need?

Vessels

WHERE are these vessels taken?

To the land of Shinar; to the house and treasury of King Jehoiakim's god

23 Think about how God would feel about His holy vessels being taken from His house into the house of a false god. Does King Nebuchadnezzar have respect for God's holy vessels? No.

Even though it looks like Nebuchadnezzar and his gods are



Welcome to Babylon...or Modern-Day Iraq

23

more powerful since he has taken the city and the holy vessels,
WHO did we see was in control in Daniel 1:2? God

Remember: Even when things look bad, God is still in control.

Now that we have our props, let's cast our characters.

Daniel 1:3 WHOM did King Nebuchadnezzar order the chief of his officials, Ashpenaz, to bring in?

Some of the sons of Israel

Daniel 1:3 WHOM did some of these include?

Some of the royal family and of the nobles

Daniel 1:4 Describe these sons of Israel.

They were "y o u t h s...who were good-looking, showing intelligence, endowed with understanding and discerning knowledge."

Daniel 1:4 WHAT did the king order Ashpenaz to teach them?

The literature and language of the Chaldeans



Guided Instruction

Daniel 1:2 When Jerusalem is besieged, WHAT is taken from the house of God? WHAT props do we need? Vessels

WHERE are these vessels taken? To the land of Shinar; to the house and treasury of King Jehoiakim's god

23 Read the next question and reflect on the meaning. Does King

Did Nebuchadnezzar respect God's holy vessels? No.

WHO do we see was in control in Daniel 1:2? God

CAST the characters.

Daniel 1:3 WHOM did King Nebuchadnezzar order the chief of his officials, Ashpenaz, to bring in? Some of the sons of Israel

Daniel 1:3 WHOM did some of these include? Some of the royal family and of the nobles

Daniel 1:4 Describe these sons of Israel. They were "y o u t h s... who were good-looking, showing intelligence, endowed with understanding and discerning knowledge."

Daniel 1:4 WHAT did the king order Ashpenaz to teach them? The literature and language of the Chaldeans

Guided Instruction

Daniel 1:5 WHAT did the king appoint them a daily ration of? His choice food and wine

Daniel 1:5 HOW long were they to be educated? Three years

WHAT was to happen to them after they were educated? They would enter the king's personal service.

Daniel 1:6 WHO are the four main characters taken from the sons of Judah? Daniel, Hananiah, Mishael, and Azariah

Daniel 1:7 WHAT did the commander of the officials assign to these sons of Israel? New names

24 WRITE out each one of the new names next to their original name.

Daniel: Belteshazzar

Hananiah: Shadrach

Mishael: Meshach

Azariah: Abed-nego

25 Read the meaning of each new name and answer the question:

24

WEEK ONE

Daniel 1:5 WHAT did the king appoint them a daily ration of?

His choice food and wine

Daniel 1:5 HOW long were they to be educated?

Three years

WHAT was to happen to them after they were educated?

They would enter the king's personal service.

Did you notice that each one of these youths (teenagers) who are taken into captivity are considered the best of the best? They are smart, athletic, handsome, the finest in the land of Israel. They are taken from their homes, their language, and their beliefs and put in the king's royal school to be taught the king's language and beliefs.

Daniel 1:6 WHO are the four main characters taken from the sons of Judah?

Daniel, Hananiah, Mishael, and Azariah

Daniel 1:7 WHAT did the commander of the officials assign to these sons of Israel?

New names

24 Write out each one of the new names next to their original name.

Daniel: Belteshazzar Hananiah: Shadrach

Mishael: Meshach Azariah: Abed-nego

25 WHY were these four teenagers given new names? Did you know that in Bible times a person's name was very important because it showed the person's character and identity? Let's look at the meaning of these four guys' Hebrew names. *Daniel* means

“God is my judge,” *Hananiah* means “Jehovah has been gracious” (Jehovah and Yahweh are Hebrew names for God), *Mishael* means “Who is what God is” (in other words, there is nobody like God), and *Azariah* means “Yahweh has helped.” In each one of these boy’s Hebrew names, we see the name of God.

Now look at the meaning of their new Babylonian names. *Beltshazzar* means “Bel will protect,” *Shadrach* means “inspired of Aku,” *Meshach* means “belonging to Aku,” and *Abed-nego* means “servant of Nego.” Each one of these Babylonian names has a reference to a false god. Bel, Nego, and Aku were all names of the false gods of the Babylonians.

Since names showed a person’s character and identity, do you think that King Nebuchadnezzar changed these youths’ names to change their identity, to show his ownership over them now that they have been taken into captivity? Yes



Guided Instruction

Are the new names intended to show the king’s ownership of the youths?

Yes

26 Read the next two questions and elicit a discussion. Have each student respond independently.

26 Daniel was about 15 years old when he was taken from his home into captivity. Can you imagine not only being taken from your home, but also being taken to a foreign city, a new school, having your name changed, and not even understanding the language?

HOW would you feel? Would you be scared, anxious, or confused? Would you think God didn’t love you, had forgotten you, or couldn’t protect you? Would you continue to trust and follow God in spite of what had happened to you? Write out HOW you would feel and WHAT you would do.

Guided Instruction

27 Read the text below the last question. Reflect on the meaning of being removed from home, family, and friends.

Practice saying the memory verse.

26

WEEK ONE

HOW would it feel to have the people who captured you brag that their god was stronger than your God, especially since you know it's not true?

27

HOW will Daniel and his friends handle being taken to a foreign country of a heathen king who doesn't know God and respect His holy vessels? Any hopes and dreams they had for their future have just been shattered. They are no longer free; they will never return home to see their families again. Will they become angry over their circumstances? Will they bend under the pressure? Will they change what they believe, or will they continue to love and trust God in spite of everything that has happened to them? We'll find out. You have done an awesome job at casting our characters! Don't forget to practice your memory verse.



...some job at casting our characters! Don't forget to
your memory verse.

(page 26)



28

CAMERA CHECK

"Hey, Max, why don't you and Molly come help me get these props ready for our camera check?" Mr. Andy asked as Max and Molly arrived on the set of Babylon.

"Sure, Mr. Andy. We'd love to help," Max said. "Oh man, these props are making me hungry. Look at all these great things to eat." Molly laughed. "So, Max, which would you rather have: the king's choice food or these yummy vegetables?"

Before Max could answer, Aunt Sherry walked onto the set. "The king's table looks great. Are you ready for us to do our camera check, Andy?"

"I think we're ready," replied Andy.

How about you? Let's grab our scripts and make sure Mr. Andy has all the props for our next scene. Pray and then turn to

Guided Instruction



Ask God to open your mind to understand His Word today.

28 Turn to page 26 and read "Camera Check."

29 Read Daniel 1:8-21 and analyze each verse to answer the questions on pages 27-29.

Welcome to Babylon...or Modern-Day Iraq 27

page 135. Read Daniel 1:8-21. Ask the 5 W's and an H to prepare for our camera check.

Observation Worksheets 135

Hananiah Shadrach, to Mishael Meshach and to Azariah Abednego.

29 8 But Daniel made up his mind that he would not defile himself with the king's choice food or with the wine which he drank; so he sought permission from the commander of the officials that he might not defile himself.

9 Now God granted Daniel favor and compassion in the sight of the commander of the officials,

10 and the commander of the officials said to Daniel, "I am afraid of my lord the king, who has appointed your food and your drink; for why should he see your faces looking more haggard than the youths who are your own age? Then you would make me forfeit my head to the king."

11 But Daniel said to the overseer whom the commander of

Guided Instruction

(page 135)

...to the king.

11 But Daniel said to the overseer whom the commander of the officials had appointed over Daniel, Hananiah, Mishael and Azariah,

12 "Please test your servants for ten days, and let us be given some vegetables to eat and water to drink.

13 "Then let our appearance be observed in your presence and the appearance of the youths who are eating the king's choice food; and deal with your servants according to what you see."

14 So he listened to them in this matter and tested them for ten days.

15 At the end of ten days their appearance seemed better and they were fatter than all the youths who had been eating the king's choice food.

136

Observation Worksheets

16 So the overseer continued to withhold their choice food and the wine they were to drink, and kept giving them vegetables.

17 As for these four youths, God gave them knowledge and intelligence in every branch of literature and wisdom; Daniel even understood all kinds of visions and dreams.

18 Then at the end of the days which the king had specified for presenting them, the commander of the officials presented them before Nebuchadnezzar.

19 The king talked with them, and out of them all not one was found like Daniel, Hananiah, Mishael and Azariah; so they entered the king's personal service.

20 As for every matter of wisdom and understanding about which the king consulted them, he found them ten times better than all the magicians and conjurers who were in all his realm.

21 And Daniel continued until the first year of Cyrus the king.

(page 27)

for our camera check.

Daniel 1:8 WHAT did Daniel do?

Daniel **made up** his **mind**.

Do you know what it means to make up your mind? Making up your mind is making a decision in your heart. It's like drawing a line in the sand and saying, "This is what I believe. This is what I will do. I will not cross over this line."

Daniel 1:8 WHAT did Daniel make up his mind about?

He would not defile himself with the king's food and wine.

Daniel 1:8 WHAT did Daniel seek?

He sought **permission** from the **commander** of the **officials** that he might not **defile** himself.



28

WEEK ONE

them what is clean and okay to eat, and what is unclean and not okay to eat. If you want to read about these laws, you can find them in Leviticus 11 and Deuteronomy 14. Daniel knows God's law and chooses to honor God by what he eats and drinks.

Daniel 1:9 WHAT does God grant Daniel?

Favor and compassion

Daniel 1:10 WHY was the commander of the officials afraid to change Daniel's food and drink?

He was afraid of the king.

Daniel 1:11-12 WHAT did Daniel ask the overseer to do?

"To **test** your servants for **ten** days"

Daniel 1:12 WHAT did Daniel ask for them to be given to eat and drink?

Vegetables and water

Guided Instruction

Daniel 1:8 WHAT did Daniel do? **Daniel made up his mind.**

Daniel 1:8 WHAT did Daniel make up his mind about? **He would not defile himself with the king's food and wine.**

Daniel 1:8 WHAT did Daniel seek? **He sought permission from the commander of the officials that he might not defile himself.**

Daniel 1:9 WHAT does God grant Daniel? **Favor and compassion**

Daniel 1:10 WHY was the commander of the officials afraid to change Daniel's food and drink? **He was afraid of the king.**

Daniel 1:11-12 WHAT did Daniel ask the overseer to do? **"To test your servants for ten days"**

Daniel 1:12 WHAT did Daniel ask for them to be given to eat and drink? **Vegetables and water**

Guided Instruction

Daniel 1:15 WHAT happened after they were tested for 10 days? **Their appearance seemed better than all the youth who ate the king's food.**

Daniel 1:11-17 WHO took the test? **b. Four of the youths: Daniel, Hananiah, Mishael, and Azariah**

Daniel 1:17 WHAT did God give these four youths? **Knowledge and intelligence in every branch of literature and wisdom**

Daniel 1:17 WHAT did Daniel understand? **Visions and dreams**

Daniel 1:18-20 WHAT happened to them when they were presented before Nebuchadnezzar? **Not one was found like Daniel, Hananiah, Mishael, and Azariah; so they entered the king's personal service.**

Daniel 1:17 HOW did these guys get to be so smart? **God gave them knowledge and intelligence.**

Daniel 1:21 HOW long did Daniel continue? **Until the first year of Cyrus the king**

(page 28)

Daniel 1:15 WHAT happened after they were tested for 10 days?

Their appearance seemed better than all the youth who ate the king's food.

Daniel 1:11-17 WHO took the test—all of the youths or just four of the youths (Daniel and his three friends)? Circle the correct answer.

- a. All of the youths
 b. Four of the youths: Daniel, Hananiah, Mishael, and Azariah

Daniel 1:17 WHAT did God give these four youths?

Knowledge and **intelligence** in every branch of **literature** and **wisdom**

Welcome to Babylon...or Modern-Day Iraq 29

Daniel 1:17 WHAT did Daniel understand?

Visions and dreams

Daniel 1:18-20 WHAT happened to them when they were presented before Nebuchadnezzar?

Not **one** was found like **Daniel**, **Hananiah**, **Mishael**, and **Azariah**; so they entered the **king's personal service**.

HOW did these guys get to be so smart? Look back at Daniel 1:17 if you missed it.

God gave them knowledge and intelligence.

Daniel 1:21 HOW long did Daniel continue?

Until the first year of Cyrus the king

W... ..ay from

(page 29)

Wow! Daniel and his friends are teenagers far away from home in a wicked city, where no one will ever know if they give in to temptation and follow the crowd. But instead of giving in when they are tested, they do what God says is right.

30 HOW about you? WHAT would you do if you knew no one would find out? Would you lie to your parents about where you are going and whom you are going to be with? Would you drink, smoke, inhale something to make you feel different, or take drugs? Or would you dare to go against the crowd and do what God says is right? Write out what you would do:

31 _____

Look at how God honored these four teenagers' decision to do what He says is right. Their appearances were better than the other youths, and God gave them knowledge, intelligence,

30

WEEK ONE

and wisdom. They each entered into the king's personal service. Pretty cool, huh?

All right! Our camera check is finished and we are ready to start filming. Tomorrow we will get a close-up of God and one of our awesome teenagers.



Guided Instruction

30 Elicit discussion about the next questions: HOW about you?

31 After a time of reflection, have students write independent responses.

Guided Instruction



This last day students will reflect on their personal character and integrity. Ask God to help you lead them through reflection and application.

32 Turn to page 30 and read “Zooming In.”

33 Review Pronouns on pages 30-31.

34 Turn to page 134 and write key word markings over the title and/or make a key word bookmark by copying them on an index card or piece of paper.



(page 30)

32

ZOOMING IN

“All right, quiet on the set. We are ready to roll,” Aunt Sherry called out. “Camera One, I want you to zoom in right after the opening sequence. Let’s count it down, and...action.”

Are you ready to “zoom in” and take a closer look at God and Daniel? Great! Don’t forget to ask God for His help. Pull out your script and let’s get a close-up on both God and Daniel.

One way you can uncover clues about the main events and characters in the Book of Daniel is to mark them in a special way so you can get a closer look at them. Today we are going to “zoom in” on our scripts and mark every place we see *God* and *Daniel*. We also need to mark each pronoun that refers to either God or Daniel. WHAT are pronouns? Check out Max and Molly’s notes below.

33

Pronouns

Pronouns are words that take the place of nouns. A noun is a person, place, or thing. A pronoun stands in for a noun! Here’s an example: “Molly and Max are excited about helping on the new television series on Daniel. They can’t wait to discover what happens to Daniel now that he has been taken into captivity.” The word *they* is a pronoun because it takes the place of Molly and Max’s names in the

(page 31)

second sentence. It is another word we use to refer to Molly and Max.

Watch for these other pronouns when you are marking people’s names:

I	you	he	she
me	yours	him	her
mine		his	hers
we	it		
our	its		
they	them		

Now that you know what pronouns are, turn to your Observation Worksheets on page 134. Read Daniel 1 and mark *God* and *Daniel* in a special way, just like we have listed below:

34

△ God (draw a purple triangle and color it yellow)

■ Daniel (color it blue)

All right! Now look in your script at each verse where you

OBSERVATION WORKSHEETS

DANIEL 1-6

(page 134)

35**Chapter 1**

1 In the third year of the reign of Jehoiakim king of Judah, Nebuchadnezzar king of Babylon came to Jerusalem and besieged it.

2 The **Lord** gave Jehoiakim king of Judah into his hand, along with some of the vessels of the house of **God**; and he brought them to the land of Shinar, to the house of his god, and he brought the vessels into the treasury of his god.

3 Then the king ordered Ashpenaz, the chief of his officials, to bring in some of the sons of Israel, including some of the royal family and of the nobles,

4 youths in whom was no defect, who were good-looking, showing intelligence in every branch of wisdom, endowed with understanding and discerning knowledge, and who had ability for serving in the king's court; and he ordered him to teach them the literature and language of the Chaldeans.

5 The king appointed for them a daily ration from the king's choice food and from the wine which he drank, and appointed that they should be educated three years, at the end of which they were to enter the king's personal service.

6 Now among them from the sons of Judah were **Daniel**, Hananiah, Mishael and Azariah.

7 Then the commander of the officials assigned new names to them; and to **Daniel** he assigned the name **Beltshazzar**, to

Guided Instruction

God (draw a purple triangle and color it yellow)

Daniel (color it blue)

35 Read Daniel 1 on page 134 aloud as students follow along. If you are teaching in a classroom and have an overhead projector, make a transparency of your Observation Worksheet for a visual aid. You may want to blow it up to poster size and hang it on a wall and then have your students call each key word out loud as you read it and mark it together—you on the transparency and they in their books. If you're skilled at PowerPoint and have time, you can import an Observation Worksheet then select symbols from PP's palette or elsewhere, color them, place them over the words, and even animate them—bring them in one at a time.

Hananiah Shadrach, to Mishael Meshach and to Azariah Abednego.

8 But **Daniel** made up **his** mind that **he** would not defile **himself** with the king's choice food or with the wine which **he** drank; so **he** sought permission from the commander of the officials that **he** might not defile **himself**.

9 Now **God** granted **Daniel** favor and compassion in the sight of the commander of the officials,

afraid

Guided Instruction

(page 135)

of the commander of the officials,

10 and the commander of the officials said to Daniel, "I am afraid of my lord the king, who has appointed your food and your drink; for why should he see your faces looking more haggard than the youths who are your own age? Then you would make me forfeit my head to the king."

11 But Daniel said to the overseer whom the commander of the officials had appointed over Daniel, Hananiah, Mishael and Azariah,

12 "Please test your servants for ten days, and let us be given some vegetables to eat and water to drink.

13 "Then let our appearance be observed in your presence and the appearance of the youths who are eating the king's choice food; and deal with your servants according to what you see."

14 So he listened to them in this matter and tested them for ten days.

15 At the end of ten days their appearance seemed better and they were fatter than all the youths who had been eating the king's choice food.

136

Observation Worksheets

16 So the overseer continued to withhold their choice food and the wine they were to drink, and kept giving them vegetables.

17 As for these four youths, God gave them knowledge and intelligence in every branch of literature and wisdom; Daniel even understood all kinds of visions and dreams.

18 Then at the end of the days which the king had specified for presenting them, the commander of the officials presented them before Nebuchadnezzar.

19 The king talked with them, and out of them all not one was found like Daniel, Hananiah, Mishael and Azariah; so they entered the king's personal service.

20 As for every matter of wisdom and understanding about which the king consulted them, he found them ten times better than all the magicians and conjurers who were in all his realm.

21 And Daniel continued until the first year of Cyrus the king.

(page 31)

Guided Instruction

36 All right! Now look in your script at each verse where you marked *God* in Daniel 1:2, 9, and 17. Let's find out what you learned about God from each of these verses. We want to make sure our television viewers know the truth about WHO God is and WHAT He does, so that they can get to know Him, too! Make a list of everything you learned about God in the box below.

37 **WHAT I Learned About God**

Daniel 1:2 **God gave King Jehoiakim over to King Nebuchadnezzar.**

Daniel 1:9 **God granted Daniel favor and compassion in the sight of the commander of the officials.**

Daniel 1:17 **God gave the youth knowledge and intelligence in every branch of literature and wisdom.**

36 Read the selected verses to answer the questions.

37 Write what you learned about God from Daniel 1:2, 9, and 17.

WHAT I Learned About God

Daniel 1:2 God gave King Jehoiakim over to King Nebuchadnezzar.

Daniel 1:9 God granted Daniel favor and compassion in the sight of the commander of the officials.

Daniel 1:17 God gave the youth knowledge and intelligence in every branch of literature and wisdom.

32

WEEK ONE

Amazing! Stop and think about WHAT this list shows us about WHO God is, about His power, and about WHAT He can do.

In Daniel 1:2, the Lord gave the outcome of the battle. God is the One who allowed Jerusalem to be defeated by King Nebuchadnezzar and allowed Daniel and the other youths to be taken into captivity. God is the One in control of people. This shows us that God is sovereign. There is absolutely nothing that God doesn't have control over!

In Daniel 1:9, God is the One who got other people to show favor and compassion to Daniel. God loves us! He cares about what happens to us.

In Daniel 1:17, God gave the four youths knowledge, intelligence, and wisdom. What an *awesome* God! Would God do this for you?

Let's make a list on WHAT we know about Daniel by look-

Guided Instruction

38 Write what you learned about Daniel (see TG page 40.)

WHAT I Learned About Daniel

Daniel 1:6 One of the sons of Judah was taken to Babylon.

Daniel 1:7 Given a new name

Daniel 1:8 Made up his mind not to defile himself with the king's choice food or the wine he drank. He sought permission from the commander of the officials.

Daniel 1:9 He was granted favor and compassion by God.

Daniel 1:17 He understood all kinds of visions and dreams. He was given knowledge and intelligence in every branch of literature and wisdom.

Daniel 1:19 Not one was found like Daniel, Hananlah, Mishael, and Azariah; so they entered the king's personal service.

Daniel 1:21 He continued until the first year of Cyrus the King.

(page 32)

for you?

Let's make a list on WHAT we know about Daniel by looking at where we marked his name on our script. Put the facts in the box below.

38

WHAT I Learned About Daniel

Daniel 1:6 One of the sons of Judah was taken to Babylon.

Daniel 1:7 Given a new name

Daniel 1:8 Made up his mind not to defile himself with the king's choice food or the wine he drank. He sought permission from the commander of the officials.

Daniel 1:9 He was granted favor and compassion by God.

Daniel 1:17 He understood all kinds of visions and dreams. He was given knowledge and intelligence in every branch of literature and wisdom.

Daniel 1:19 Not one was found like Daniel, Hananlah, Mishael, and Azariah; so they entered the king's personal service.

Daniel 1:21 He continued until the first year of Cyrus the King.

Wow! Would you like to be like Daniel? Let's do a character profile on Daniel to see if you could play Daniel's part.

39

CHARACTER PROFILE

Daniel

Me

Daniel has faith.

Faith is believing God; it is taking Him at His Word. Faith is when you believe what God says in the Bible, and it shows by the way you act. You decide to do what God says is right. Daniel believes God. He does what God says is right. He chooses to trust God in a very hard and difficult situation.

Daniel has integrity.

Integrity is doing the right thing when no one is looking. Integrity is being trustworthy and sincere. A person with integrity has the highest standards and is honest, pure, and consistent.

Look at Daniel's integrity. He has the highest standards. Daniel makes up his mind not to defile himself. He keeps himself pure. He sets himself

Do you have faith?

Have you placed your trust in Jesus Christ?

Yes _____ No _____

Do you do what God says is right? Name one thing you do that shows you love and trust God. Here are some examples: Do you read your Bible every day? Do you obey your parents? Do you want to please God? Do you listen and pay attention to His Word? Do you believe God means what He says and act like it? Do you ask God to help you not to lie, steal, gossip, or talk about other kids?

Write out one way that shows you have faith:

Do you have integrity?

Can your parents trust you to obey them when they are not around? Have you made up your mind to live God's way, to keep yourself pure? Name a standard that you have set for yourself, like waiting to get married before having sex, or deciding not to drink alcohol.

WHAT would you do if you spent

Guided Instruction

39 Work closely with the students to complete the Character Profile on pages 33-35.

The profile makes students reflect on their current integrity and character so they can determine what and how to improve.

Take each "Character Profile" of Daniel, one-at-a-time. Read each one aloud as students follow along. Then read the comparable items under the ME column. Ask students to reflect inwardly and write independent responses on the line provided.

Guided Instruction

34

WEEK ONE

Daniel

39

Me

apart from the world he is living in. Daniel dares to be different.

the night with friends and they are watching things on TV or looking at things on the Internet that are wrong? Would you go along, or would you say, "This doesn't please God. I can't look at or be a part of this"? Write out what you would do:

WHAT if Mom or Dad were looking over your shoulder while you were on the Internet? Would you slip into code language, or do you have such integrity that Mom and Dad could read what you are writing?

Daniel has courage.

Courage is boldness; it is taking a stand and doing what you know is right even though you are afraid. Daniel took a stand, even though he didn't know what would happen to him if he went against the king's command and refused the food from his table.

Do you have courage?

Will you be brave like Daniel and stand up for what you know is right, even if it means you will not be cool or popular and that others will laugh at you? Write out one way you will have courage. Write out what you will do when someone tries to get you to do the wrong thing:

Guided Instruction

Welcome to Babylon...or Modern-Day Iraq 35

Daniel

39

Me

Daniel has humility.

Humility is a lack of pride. Humility is knowing our weaknesses as well as our strengths. Daniel humbled himself before the commander of the officials. He asked for permission not to eat the king's food and wine. He submitted himself to his authority. He was respectful. How about you?

Daniel has self-discipline.

Self-discipline is learning to train and control your behavior. It is being able to turn away from temptation. It is choosing to do right even when it is hard and difficult. It is sticking with something, even though it is dull and boring. It requires determination and sacrifice. How tempting do you think it was for Daniel to look at the king's choice food and not eat it? Daniel disciplined himself. He did not give in to temptation. He chose to do what was right, even though it was hard and difficult.

Are you humble?

Do you submit yourself to those who are in authority over you?

____ Yes ____ No

Are you respectful? HOW do you treat your parents and your teachers?

HOW do you talk about them to your friends when they aren't around to hear you?

Do you have self-discipline?

WHAT do you eat? Do you choose healthy foods or junk foods?

Training yourself to eat healthy foods, playing sports or a musical instrument, memorizing God's Word, saving for something you want to buy, doing your homework, and cleaning your room without being asked are all things that take self-discipline. Name one thing you do that shows you have self-discipline:

Guided Instruction

40 Read the rest of the text on page 36.

Take out your memory verse card and say it to a partner.

You have been diligent throughout this study. God sees and is pleased.

If you are a classroom teacher you may want to give your students a quiz on their memory verse. There is also a quiz on Week One on page 153 to check memory and understanding.

If you are a Sunday School teacher this is a great time to review the whole week by playing a game like *The Matching Game* on page 163 or *M&M® Draw* on page 164.

36

WEEK ONE

40

What an *awesome* teenager! Look at how Daniel's character is revealed in these hard and difficult circumstances. Daniel dares to be different—he trusts God. Dare to be different. Ask God to help you be a Daniel in your world. Don't follow the crowd to be cool and popular. Make up your mind to honor and live for God!

How do you think Daniel developed such strong character? Could it be because he started learning God's Word when he was younger, like you? That's why we are so proud of you! You are learning to be like Daniel.

Don't forget to say your memory verse out loud to a grown-up this week. Ask the person to tell you something that he or she made up their mind about. Next week we will film a very interesting dream. WHO has this dream, and WHAT does it mean?

D4Y “You’re a Brave Man, Daniel” Quizzes**Week 1: Welcome to Babylon...or Modern-Day Iraq**

1. Who is king of Babylon at this time?
 - a. Nebuchadnezzar
 - b. Absalom
 - c. David
 - d. Solomon
2. Who is king of Judah at this time?
 - a. David
 - b. Jehoiakim
 - c. Solomon
 - d. Darius
3. Where does Nebuchadnezzar come to?
 - a. Bethel
 - b. Damascus
 - c. Jerusalem
 - d. Susa
4. What did Nebuchadnezzar come to do?
 - a. Throw a party
 - b. Besiege Jerusalem
 - c. Start a business
 - d. Collect taxes
5. Who gave King Jehoiakim into King Nebuchadnezzar’s hand?
 - a. David
 - b. Solomon
 - c. Darius
 - d. God
6. What did King Jehoiakim do?
 - a. Evil in the sight of God
 - b. Good for the Israelites
 - c. Left his palace
 - d. Met with Darius
7. What did King Nebuchadnezzar bring to Babylon?
 - a. Armies
 - b. Articles from the house of the Lord
 - c. Food
 - d. Weapons
8. Who did King Nebuchadnezzar order to be brought in?
 - a. Some of the sons of Israel
 - b. His buddies
 - c. His armies
 - d. His servants
9. What did Daniel make up his mind to do?
 - a. Fight for the king
 - b. Disobey God
 - c. Not eat the king’s food
 - d. Change his appearance
10. What does God grant Daniel?
 - a. A wife
 - b. Favor and compassion
 - c. Time off for vacation
 - d. Time with his friends

Memory Verse

Daniel 1:8

“But Daniel made up his mind that he would not defile himself with the king’s choice food or with the wine which he drank; so he sought permission from the commander of the officials that he might not defile himself.”