

TEACHER GUIDE

Elizabeth A. McAllister, Ed. D.

FAST-FORWARD TO THE FUTURE TEACHER GUIDE

Published by Precept Ministries of Reach Out, Inc.

P. O. Box 182218

Chattanooga, TN 37422

ISBN 978-1-934884-02-7

All Scripture quotations, unless otherwise indicated, are taken from the *NEW AMERICAN STANDARD BIBLE*® (NASB) Copyright © 1960, 1962, 1963, 1968, 1971, 1972, 1973, 1975, 1977, 1995 by the Lockman Foundation. Used by permission. (www.lockman.org)

D4Y Teacher Guides were made possible by the generous gift of a long-time friend of Precept Ministries.

Author Photo and Cover by John Phillips

Graphics Design by Michele Walker

Copyright © 2013 Precept Ministries International

All rights reserved. No part of this publication may be reproduced or transmitted in any form or by any means, electronic or mechanical, including photocopying, recording, or any information storage and retrieval system, without the prior written permission of the publisher.

Printed in the United States of America

Precept, Precept Ministries International, Precept Ministries International the Inductive Bible Study People, the Plumb Bob design, Precept Upon Precept, In & Out, Sweeter than Chocolate!, Cookies on the Lower Shelf, Precepts For Life, Precepts From God's Word and Transform Student Ministries are trademarks of Precept Ministries International.

FAST-FORWARD TO THE FUTURE

TEACHER GUIDE TABLE OF CONTENTS

Introduction	4
--------------------	---

Weekly Chapters

Discover 4 Yourself Contents	9
Week One, Four Ferocious Beasts	11
Week Two, The Little Horn	41
Week Three, A Vision of a Ram and a Goat	63
Week Four, A 70-Week Prophecy	86
Week Five, A Man Dressed in Linen	105
Week Six, The Battle of the Kings	135
Week Seven, A Time of Distress	156

Quizzes and Exam

Quiz Week 1	181
Quiz Week 2	182
Quiz Week 3	183
Quiz Week 4	184
Quiz Week 5	185
Quiz Week 6	186
Quiz Week 7	187
Final Exam	188
Answer Key, Quizzes and Final Exam	190

Games

Drawing Game	191
The Matching Game	192
M&M® Draw	193
Get Connected	194

FAST-FORWARD TO THE FUTURE

TEACHER GUIDE

Introduction

Thank you for selecting this Bible study for your child and/or class. Leading children to read, observe, interpret, and apply the Bible for themselves offers them a bridge from hearsay to real truth. As they learn to be comfortable with the idea that they can read the Bible, they will take the task seriously.

The Discover 4 Yourself series is designed to lead young students through the process of inductive study: question, question, question, search, think, understand, and apply. They will be comfortable with this process only after you prove that the possibility is within their reach.

FAST-FORWARD TO THE FUTURE is a study of Daniel 7–12. Students will begin with an overview of selected chapters from Daniel to discover the truth God gave him. Daniel's visions include four beasts that come up out of the sea to represent four kingdoms. This sounds like science fiction, but it is the infallible inerrant word God uses to warn His people of things to come. Imagine a little horn with eyes like a man and a mouth full of boastful words! You will discover again how God's purposes encompass every event in life

To prepare for leading **FAST-FORWARD TO THE FUTURE** please work through each "Day" on your own before consulting the Teacher Guide. Since this is an Inductive Bible Study, your teaching will be more effective if you do the work first and God reveals His truth *to you*.

Whether you're homeschooling a child, teaching a Sunday school class, teaching in a Christian school, or simply using these studies for your child's quiet time or family Bible study, this Teacher Guide will show you how to clearly and carefully lead each child through Inductive Bible study. We offer suggestions to guide you step-by-step. *Instructional Strategies* explains why certain activities are used throughout the book. Choose the activities that best fit your situation.

Homeschooling Parents and Family Bible Study

We suggest you do one "Day" per day unless it's too much for your child's reading and/or writing skills. You can work with your child and discuss what you learn together or let him/her work independently, saving discussion times for later.

You may want to join or create a homeschool group that meets once a week to do these studies. The teacher will assign a week of homework in class. The following week the teacher will lead the students to discuss what they discovered, how to apply it, and to work on any creative elements included in the study or play a game to review what they have learned.

Sunday School Teachers

To use these studies in a weekly Sunday school class we suggest you do one “Day” together with your children each week in class, since you will have children from different backgrounds, even some from families that are not members of or even regularly attend a church.

Each Sunday briefly review the prior Sunday’s work to put them in context for the next day of study in their book. After completing a week in the book you may want to have a “Game Time Sunday” to review the material before you move on to the next week. Game time makes learning fun for children and shows you the extent to which they understand what they learned.

You can keep the books at church and have the children take home verses on index cards or pieces of paper to memorize.

Classroom Teachers

Generally, classroom teachers face many different learning abilities within their groups. It is important for you to understand these different learning abilities so that you can meet each child where he or she is so that no one is left behind during the process.

It is important for you to bring in *schemata* (background information) for students to draw on. If you tie studies to something children already know, they will grasp the lessons clearly.

Grasp is also affected by *metacognition*—the ability to monitor understanding of the text. Students must be able to perform several functions to develop metacognitive control over reading and understanding. He or she must be able to:

1. Ask first, “What do I already know about this topic?” then, “Do I have enough information to understand this text?” Answers to these questions will directly influence the use of the inductive method.
2. Identify the purpose for reading each selection.
3. Focus on particular information.
4. Monitor understanding by recalling background knowledge and relating it to the context by asking questions like: “How am I doing?” “Am I keeping the big picture in mind?” “Am I bogged down?” “If so, how do I fix it—reread the passages or ask for help?” (Nothing wrong with the latter.)
5. Evaluate understanding of the context by asking, “What did I learn?” With respect to Inductive Bible Study, “How do I apply this information?”

Instructional Strategies

Writing as a response reinforces learning and so this method is prevalent in these books. Encourage students to share ideas and insights with you and other students.

Reading is the highest intellectual activity of the human experience. More sectors of the brain are active than in other endeavors including mathematics and flying an airplane. It's the most totally interactive processing of information, even when children are reading Mother Goose.

Take time for students to read aloud with a friend. Reading *out loud* and listening promote interactions between the brain's left and right hemispheres and activate little-used pathways. Reading *silently* activates a much smaller part of the brain.

Give students a chance to express themselves at every opportunity. This forces them to retrieve information stored in their *schemata* (background knowledge) for application to new information. What better opportunity is there than to *inductively* look at curriculum and context?

You will notice that you are asked to read some content aloud as students follow along. This frees unsure readers to focus on context rather than decoding strategies. By doing this, you will remove stumbling blocks to understanding; otherwise, reluctant readers will be convinced that inductive study is impossible for them—the last thought you want to instill!

We have included weekly quizzes with memory verses and also multiple-choice questions that will force students to think about what they have learned. Based on how they answer these questions, you will know whether they have grasped the material adequately.

In view of this sparse introduction to learning requirements for success, it's important that you apply strategies that lead students to develop the ability to self-monitor understanding of context each step of the way. These **Teacher Guides** offer suggestions to assure that students, regardless of their abilities, will learn to read the Bible with understanding as you lead them, step-by-step, through the Inductive Study Method.

Discover 4 Yourself Objectives

The Discover 4 Yourself series objectives are not the same as the behavioral objectives of general subject matter. The books contain outstanding biblical subjects of course, but they are written *primarily* to be a tool for young students to learn the Inductive Bible Study Method.

Playing an instrument well requires repetition and application of skills learned. Similarly, effective study is developed by repeated practice and good role modeling of an outstanding study method. Accordingly these **Teacher Guides** contain global objectives for the student *and the teacher*.

We'll start with the teacher.

Discover 4 Yourself Teacher Guide Objectives

- ✓ To help the teacher identify students' metacognitive needs as they read texts.
- ✓ To show the teacher how to model use of the Inductive Study Method so students will be able to apply the techniques independently when studying God's Word.
- ✓ To offer the teacher effective teaching strategies to assure that students succeed when they study the Bible.

Discover 4 Yourself Student Workbook Objectives

- ✓ To learn how to read, observe, and interpret the Bible for themselves.
- ✓ To practice this method independently within an encouraging environment.

Scripture quotations in this book are taken from the New American Standard Bible®, © 1960, 1962, 1963, 1968, 1971, 1972, 1973, 1975, 1977, 1995 by The Lockman Foundation. Used by permission. (www.Lockman.org)

DISCOVER 4 YOURSELF is a registered trademark of The Hawkins Children's LLC. Harvest House Publishers, Inc., is the exclusive licensee of the federally registered trademark DISCOVER 4 YOURSELF.

Illustrations © 2007 by Steve Bjorkman

Cover by Left Coast Design, Portland, Oregon

FAST-FORWARD TO THE FUTURE

Copyright © 2008 by Precept Ministries International

Published by Harvest House Publishers

Eugene, Oregon 97402

www.harvesthousepublishers.com

ISBN-13: 978-0-7369-2285-2

ISBN-10: 0-7369-2285-7

All rights reserved. No part of this publication may be reproduced, stored in a retrieval system, or transmitted in any form or by any means—electronic, mechanical, digital, photocopy, recording, or any other—except for brief quotations in printed reviews, without the prior permission of the publisher.

Printed in the United States of America

08 09 10 11 12 13 14 15 16 / ML-NI / 10 9 8 7 6 5 4 3 2 1

(page 5)

CONTENTS

Studying God's Script—
A Bible Study *You Can Do!*

1. Four Ferocious Beasts	9
2. The Little Horn	33
3. A Vision of a Ram and a Goat	51
4. A 70-Week Prophecy	73
5. A Man Dressed in Linen	91
6. The Battle of the Kings	119
7. A Time of Distress	135
Puzzle Answers	161
Observation Worksheets—Daniel 2, 7–12	168



Guided Instruction

1 Give each student a copy of *Fast-Forward to the Future*.

2 Together, turn to the CONTENTS page and lead students through a quick overview of the book.

3 Point out the structure of each chapter, noting that there will be a lesson and activities to do each day for five days.

“Four Ferocious Beasts” 9

Max and Molly along with detective dog Sam are back in Hollywood to continue the filming of the book of Daniel. They will review Daniel 2 to see what happens after Daniel and his friends are put into King Nebuchadnezzar's personal service. They will learn the meanings of each part of the golden statue that represents things yet to come.

“The Little Horn” 33

Max and Molly discover deeper meanings to the four beasts that come up out of the sea. The most ferocious of all is a very scary beast that has horns with eyes and a mouth that boasts like an arrogant man. They meet up with The Ancient of Days who will come to pass judgment. Then they meet the Son of Man who will have a kingdom that will never be destroyed.

“A Vision of a Ram and a Goat” 51

Three of the body parts of King Nebuchadnezzar's statue described in Daniel 2:32-33 are represented by three animals in chapter 7. The head of gold corresponds to the lion with eagle's wings (7:4); the breast and arms of silver correspond to the bear with three ribs in his mouth (7:5); the belly and thighs of bronze correspond to the leopard (7:6). In chapter 8 the bear is represented by a ram and the leopard by a male goat with one horn. Finally, the legs of iron and feet of iron and clay (with ten toes) correspond to the “dreadful and terrifying beast” with ten horns (7:7).

“A 70-Week Prophecy” 73

The goat's horn broke and four horns came up in its place. Then a small horn came out of one of the four horns. This small horn represents a very horrible king in the third kingdom of Greece. This evil king, Antiochus IV Epiphanes, claimed to be equal to God. This small horn is not the “little horn” in Daniel 7. Do you wonder who this small horn is? The angel Gabriel came to explain the meanings of these visions that will happen over the period of 70 weeks of years (490 years).

Guided Instruction

“A Man Dressed in Linen” 91

Daniel mourned the sins of his people for three weeks. Then a man dressed in linen appeared to strengthen him and explain what will happen in the latter days. He had been restrained from appearing for three weeks by the prince of the kingdom of Persia.

“The Battle of the Kings” 119

We’re told that three more kings will arise in Persia. Then a fourth king will arise and rule with great authority. He is the “dreadful and terrifying” (DT) Beast, the kingdom of Rome revealed in Daniel 2. In the end, the DT Beast will desecrate the sanctuary and do away with regular sacrifices. What will become of this horrible king?

“A Time of Distress” 135

The prophecy of every king in Daniel 11:2-35 has been fulfilled, but the king of Daniel 11:36-45 has not come yet. God’s people will suffer greatly during his rule, but Michael the great prince will come to help them. The abomination of desolation will stand in the holy place and people flee to the mountains. The tribulation period will be frightening but in the end the Son of God will return and God’s everlasting kingdom will be established.

4 After leading students through the overview, turn back to “The Ferocious Beast” on page 9 (TG page 11.)

(page 7)

STUDYING GOD’S SCRIPT— A BIBLE STUDY YOU CAN DO!

Hey, guys, welcome back to the set! Molly and I are so excited to have you back in Hollywood, California, to continue our awesome Bible adventure on the Book of Daniel. By the way, my name is Max, and this is Sam, the great face-licking detective beagle.

We had so much fun as we filmed *You’re a Brave Man, Daniel!* and discovered that Daniel is an exciting historical book in the Bible that shows us not only WHAT happened in the past but also WHAT is going to happen in the future.

As we begin filming the second season of our television series, we are going to find out WHO has visions and dreams in Daniel 7–12. WHAT do these dreams mean? WHO are the four beasts that come up out of the sea? WHAT do they represent? WHO are the other two kingdoms represented on the statue in Daniel 2? And WHO is the little horn with eyes like a man and a mouth of boastful words?

This is going to be an *amazing* television series with some unbelievable special effects as we film some very mysterious dreams! You can take part in creating this fantastic series by studying God’s Word, the Bible, the source of all truth, and by asking God’s Spirit to lead and guide you. You also have this book, which is an inductive Bible study. That word *inductive* means you go straight to the Bible *yourself* to investigate what the Book of Daniel shows us about God and His plan for the future. In inductive Bible study you discover for yourself what the Bible says and means.

Aren’t you excited? Grab your script on Daniel and get ready for a very cool adventure as we uncover some mysterious visions that show us what is going to happen in the future!

THINGS YOU’LL NEED

New American Standard Bible (Updated Edition)—preferably the New Inductive Study Bible (NISB)
Have you gotten yours yet?

- Pen or Pencil
- Colored Pencils
- Index Cards
- A Dictionary
- This Workbook

1

4

FOUR FEROCIOUS BEASTS



DANIEL 2 & 7

“Whoa! Look out!” Max warned. “Here comes Sam! He missed you so much! He’s about to jump up and give your face a good licking! Okay, Sam—get down, boy! Come on, give them a break. They know you missed them.” Sam quit jumping as he turned in circles and wagged his tail. “Now that Sam has officially welcomed you back to the set, let’s go see what Aunt Sherry and Miss Leslie are up to. We can’t wait to find out what will happen next!”



9

Guided Instruction

WEEK 1



You are beginning a study from God’s Word that is simply awesome, full of images and strange meanings. God wants you to know His secrets and understand the meaning of your eternal future by knowing and loving His Son. How loving and gracious is that?

Thank God for the privilege of being let in on His plan. He loves you and wants to guide you to clear understanding of the messages in His Word.

Guided Instruction

5 You will review Daniel 2 and delve deeper into Daniel 7. Turn to page 10 and read “Scan the Script!”

10

WEEK ONE

**5**

SCAN THE SCRIPT!

“Hey, guys!” Aunt Sherry smiled as she and Miss Leslie walked back on the set. “Are you ready to start working on Season Two on the Book of Daniel?”

“We sure are!” Max replied as he put Sam back on his leash.

“Great! Then grab your scripts. Now WHAT is the first thing you need to do before you open your script?”

“Pray,” Molly answered.

“Right! Remember, Bible study should always begin with prayer. We need to ask God to help us understand what the Bible says and to direct us by His Holy Spirit, so we can make sure we understand His Word and handle it accurately.”

“Okay, guys,” Aunt Sherry said after praying, “do you remember that Daniel is both a historical and prophetic book? In our first season we focused on the historical events. As we begin filming our new season for Daniel 7–12, we are going to focus on prophecy. We are going to see more visions and dreams as God fast-forwards us into the future and shows us things that haven’t happened yet.

“But before we can get started on our new episode, we need to review. Do you remember what two languages the Book of Daniel was written in?”

Max smiled. “That’s easy. Daniel is a book in the Old Testament, so it was written in Hebrew with some Aramaic.”

“Awesome!” Miss Leslie exclaimed. “Now, looking at Daniel 1–7, do you remember which chapters of Daniel were written in Hebrew and which ones were in Aramaic?”

“I remember,” Molly answered. “Daniel 1 is written in Hebrew, and Daniel 2–7 is written in Aramaic.”

“Amazing,” Miss Leslie replied.

“I told you they were good.” Aunt Sherry winked at Max and

Guided Instruction

Molly. "Why was Daniel 1 written in the Hebrew language and Daniel 2-7 in Aramaic?"

"Daniel 1 is written in Hebrew because it is about the sons of Israel, and Hebrew is the language of the Jewish people."

"You got it," Aunt Sherry replied. "Now it's your turn, Max."

"King Nebuchadnezzar captures the city of Jerusalem and takes Daniel and the sons of Israel into captivity to Babylon, where they are taught the language of the Chaldeans. Daniel 2-7 focuses on the Gentile nations, so it is written in Aramaic, which is the language of Nebuchadnezzar and the Gentile nations."

"All right! You guys are awesome!" Miss Leslie exclaimed. "Let's review WHAT happens in Daniel 2 after Daniel and his friends enter into the king's personal service."

To remind ourselves of this awesome dream, we need to read Daniel 2 in our Observation Worksheets and ask the 5 W's and an H. WHAT are the 5 W's and an H? They are the WHO, WHAT, WHERE, WHEN, WHY, and HOW questions.

1. Remember, Daniel is both a historical and prophetic book, so asking WHO is very important. Asking WHO helps you find out:

WHO are the main characters?



WHO is this prophecy about?

WHO is involved?

2. WHAT helps you understand:

WHAT are the main events taking place?

WHAT is God telling you?

3. WHEN tells us about time. We mark it with a green clock  or a green circle like this: . WHEN tells us:

WHEN did this event happen or WHEN is it going to happen?

WHEN is so very important in history and prophecy. It helps us follow the order of events.

Guided Instruction

6 Turn to page 168 and reread Daniel 2 aloud as students follow along.

12

WEEK ONE

4. In any historical event, WHERE is very important. And in prophecy it is also important to know WHERE it happens. WHERE helps you learn:

WHERE did something happen?

WHERE did they go?

WHERE was this said?

When we discover a WHERE, we double-underline the WHERE in green.

5. Looking at history, WHY asks questions like:

WHY did this event happen?

Looking at prophecy, WHY asks:

WHY is God telling us this is going to happen?

6. HOW lets you figure out things like:

HOW did something happen?

HOW did the people react to what happens?

HOW is something going to happen in the future?

HOW does it come to pass?

Turn to page 168. Read Daniel 2 and ask those 5 W's and an H.

(page 168)

6

Chapter 2

1 Now in the second year of the reign of Nebuchadnezzar, Nebuchadnezzar had dreams; and his spirit was troubled and his sleep left him.

2 Then the king gave orders to call in the magicians, the conjurers, the sorcerers and the Chaldeans to tell the king his dreams. So they came in and stood before the king.

3 The king said to them, "I had a dream and my spirit is anxious to understand the dream."

4 Then the Chaldeans spoke to the king in Aramaic: "O king, live forever! Tell the dream to your servants, and we will declare the interpretation."

5 The king replied to the Chaldeans, "The command from me is firm: if you do not make known to me the dream and its interpretation, you will be torn limb from limb and your houses will be made a rubbish heap.

6 "But if you declare the dream and its interpretation, you will receive from me gifts and a reward and great honor; therefore declare to me the dream and its interpretation."

7 The king answered them and said, "Let the king tell the

Guided Instruction

declare to me the dream and its interpretation.”

7 They answered a second time and said, “Let the king tell the dream to his servants, and we will declare the interpretation.”

8 The king replied, “I know for certain that you are bargaining for time, inasmuch as you have seen that the command from me is firm,

9 that if you do not make the dream known to me, there is only one decree for you. For you have agreed together to speak lying and corrupt words before me until the situation is changed; there-

168

Observation Worksheets—Daniel 2

169

fore tell me the dream, that I may know that you can declare to me its interpretation.”

10 The Chaldeans answered the king and said, “There is not a man on earth who could declare the matter for the king, inasmuch as no great king or ruler has ever asked anything like this of any magician, conjurer or Chaldean.

11 “Moreover, the thing which the king demands is difficult, and there is no one else who could declare it to the king except gods, whose dwelling place is not with mortal flesh.”

12 Because of this the king became indignant and very furious and gave orders to destroy all the wise men of Babylon.

13 So the decree went forth that the wise men should be slain; and they looked for Daniel and his friends to kill them.

14 Then Daniel replied with discretion and discernment to Arioch, the captain of the king’s bodyguard, who had gone forth to slay the wise men of Babylon;

15 he said to Arioch, the king’s commander, “For what reason is the decree from the king so urgent?” Then Arioch informed Daniel about the matter.

16 So Daniel went in and requested of the king that he would give him time, in order that he might declare the interpretation to the king.

17 Then Daniel went to his house and informed his friends, Hananiah, Mishael and Azariah, about the matter,

18 so that they might request compassion from the God of heaven concerning this mystery, so that Daniel and his friends would not be destroyed with the rest of the wise men of Babylon.

19 Then the mystery was revealed to Daniel in a night vision. Then Daniel blessed the God of heaven;

20 Daniel said, “Let the name of God be blessed forever and ever, For wisdom and power belong to Him.

Guided Instruction

170

Observation Worksheets

21 “It is He who changes the times and the epochs; He removes kings and establishes kings; He gives wisdom to wise men And knowledge to men of understanding.

22 “It is He who reveals the profound and hidden things; He knows what is in the darkness, And the light dwells with Him.

23 “To You, O God of my fathers, I give thanks and praise, For You have given me wisdom and power; Even now You have made known to me what we requested of You, For You have made known to us the king’s matter.”

24 Therefore, Daniel went in to Arioch, whom the king had appointed to destroy the wise men of Babylon; he went and spoke to him as follows: “Do not destroy the wise men of Babylon! Take me into the king’s presence, and I will declare the interpretation to the king.”

25 Then Arioch hurriedly brought Daniel into the king’s presence and spoke to him as follows: “I have found a man among the exiles from Judah who can make the interpretation known to the king!”

26 The king said to Daniel, whose name was Belteshazzar, “Are you able to make known to me the dream which I have seen and its interpretation?”

27 Daniel answered before the king and said, “As for the mystery about which the king has inquired, neither wise men, conjurers, magicians nor diviners are able to declare it to the king.

28 “However, there is a God in heaven who reveals mysteries, and He has made known to King Nebuchadnezzar what will take place in the latter days. This was your dream and the visions in your mind while on your bed.

29 “As for you, O king, while on your bed your thoughts turned to what would take place in the future; and He who reveals mysteries has made known to you what will take place.

30 “But as for me, this mystery has not been revealed to me for any

wisdom residing in me more than in any other living man, but for the purpose of making the interpretation known to the king, and that you may understand the thoughts of your mind.

31 “You, O king, were looking and behold, there was a single great statue; that statue, which was large and of extraordinary splendor, was standing in front of you, and its appearance was awesome.

32 “The head of that statue was made of fine gold, its breast and its arms of silver, its belly and its thighs of bronze,

33 its legs of iron, its feet partly of iron and partly of clay.

34 “You continued looking until a stone was cut out without hands, and it struck the statue on its feet of iron and clay and crushed them.

35 “Then the iron, the clay, the bronze, the silver and the gold were crushed all at the same time and became like chaff from the summer threshing floors; and the wind carried them away so that not a trace of them was found. But the stone that struck the statue became a great mountain and filled the whole earth.

36 “This was the dream; now we will tell its interpretation before the king.

37 “You, O king, are the king of kings, to whom the God of heaven has given the kingdom, the power, the strength and the glory;

38 and wherever the sons of men dwell, or the beasts of the field, or the birds of the sky, He has given them into your hand and has caused you to rule over them all. You are the head of gold.

39 “After you there will arise another kingdom inferior to you, then another third kingdom of bronze, which will rule over all the earth.

40 “Then there will be a fourth kingdom as strong as iron; inasmuch as iron crushes and shatters all things, so, like iron that breaks in pieces, it will crush and break all these in pieces.

41 “In that you saw the feet and toes, partly of potter’s clay and partly of iron, it will be a divided kingdom; but it will have in it

Guided Instruction

Guided Instruction

7 Read the selected verses to answer the questions on pages 12-13.

Daniel 2:1 WHO has a dream? King Nebuchadnezzar

Daniel 2:2 WHOM did the king call in to tell him his dream? Magicians, conjurers, sorcerers, and the Chaldeans

Could they tell King Nebuchadnezzar his dream and its meaning? No

172

Observation Worksheets

the toughness of iron, inasmuch as you saw the iron mixed with common clay.

42 "As the toes of the feet were partly of iron and partly of pottery, so some of the kingdom will be strong and part of it will be brittle.

43 "And in that you saw the iron mixed with common clay, they will combine with one another in the seed of men; but they will not adhere to one another, even as iron does not combine with pottery.

44 "In the days of those kings the God of heaven will set up a kingdom which will never be destroyed, and that kingdom will not be left for another people; it will crush and put an end to all these kingdoms, but it will itself endure forever.

45 "Inasmuch as you saw that a stone was cut out of the mountain without hands and that it crushed the iron, the bronze, the clay, the silver and the gold, the great God has made known to the king what will take place in the future; so the dream is true and its interpretation is trustworthy."

46 Then King Nebuchadnezzar fell on his face and did homage to Daniel, and gave orders to present to him an offering and fragrant incense.

47 The king answered Daniel and said, "Surely your God is a God of gods and a Lord of kings and a revealer of mysteries, since you have been able to reveal this mystery."

48 Then the king promoted Daniel and gave him many great gifts, and he made him ruler over the whole province of Babylon and chief prefect over all the wise men of Babylon.

49 And Daniel made request of the king, and he appointed Shadrach, Meshach and Abed-nego over the administration of the province of Babylon, while Daniel was at the king's court.

Chapter 7

turn to page 168. Read Chapter 2 and ask those questions (page 12)
an H.

7

Daniel 2:1 WHO has a dream? **King Nebuchadnezzar**

Daniel 2:2 WHOM did the king call in to tell him his dream? **Magicians, conjurers, sorcerers, and the Chaldeans**

Could they tell King Nebuchadnezzar his dream and its meaning? **No**

7

Four Ferocious Beasts

13

Daniel 2:24-26 WHO told King Nebuchadnezzar his dream and the interpretation? Daniel

Daniel 2:28 WHO revealed the mystery of the dream to Daniel?

God in heaven

Daniel 2:29 WHAT would this dream show King Nebuchadnezzar?

What will take place? In the future

Daniel 2:31 WHAT was the dream about?

A great statue

Isn't it amazing that God is going to show King Nebuchadnezzar what is going to happen in the future? Tomorrow we are going to wrap up our review by looking at this awesome statue to help us remember what we learned in *You're a Brave Man, Daniel!* and so we can see how this statue fits in with the vision we will discover in Daniel 7. Hang in there! There is so much more to come!

But before we leave the set today, we need to solve this week's memory verse. Look at the crown maze on the next page that represents God's kingdom. Find the correct path in the crown to see WHO will receive the kingdom and for HOW long, according to Daniel 7. Then fill in the blanks with the correct words from your maze and find the reference for this verse. Practice saying this verse out loud three times in a row, three times every day this week!

Guided Instruction

Daniel 2:24-26 WHO told King Nebuchadnezzar his dream and the interpretation? Daniel

Daniel 2:28 WHO revealed the mystery of the dream to Daniel? God in heaven

Daniel 2:29 WHAT would this dream show King Nebuchadnezzar? In the future

Daniel 2:31 WHAT was the dream about? A great statue

Guided Instruction

8 Turn to page 14 and follow the maze to find the Memory Verse.

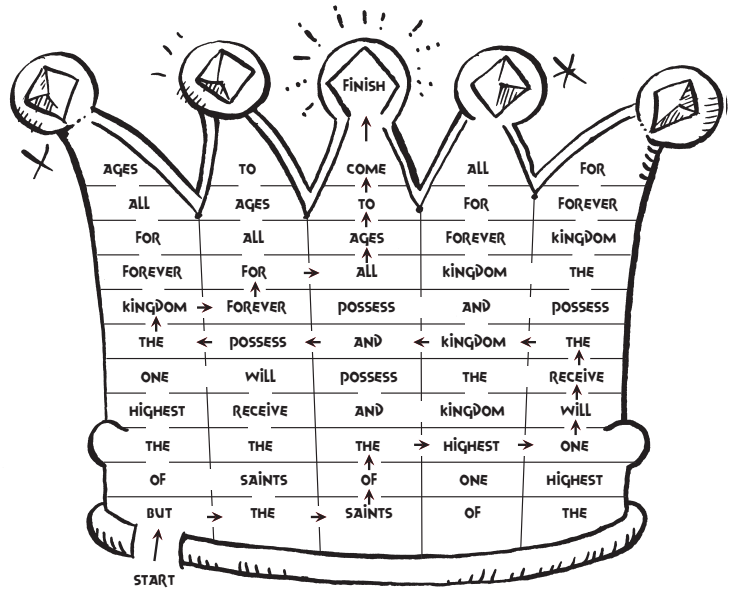
“But the saints of the Highest One will receive the kingdom and possess the kingdom forever, for all ages to come.”

Daniel 7:18

9 Copy the memory verse to an index card and read it aloud three times.

Thank God for making this exciting story clear and understandable.

8



9

**But the saints of the
Highest One will receive
the kingdom and possess
the kingdom forever, for all
ages to come.**

Daniel 7: 18

Way to go! We are so proud of you!



ON THE SET

- 10** It's great to have you back! Are you ready to take another look at the awesome statue in Daniel 2? Do you remember that this statue shows us four kingdoms that will rule on earth before Jesus returns to set up His kingdom? Last season in *You're a Brave Man, Daniel!* we discovered WHO two of those kingdoms are on the statue, as well as what part of the statue represented God's kingdom. Today we want to review what we learned about the statue in Daniel 2.

Don't forget to talk to God and ask for His help. Then turn to page 171. Read Daniel 2:31-45.

(page 171)

- 11** 31 "You, O king, were looking and behold, there was a single great statue; that statue, which was large and of extraordinary splendor, was standing in front of you, and its appearance was awesome.
 32 "The head of that statue was made of fine gold, its breast and its arms of silver, its belly and its thighs of bronze,
 33 its legs of iron, its feet partly of iron and partly of clay.
 34 "You continued looking until a stone was cut out without hands, and it struck the statue on its feet of iron and clay and crushed them.
 35 "Then the iron, the clay, the bronze, the silver and the gold were crushed all at the same time and became like chaff from the summer threshing floors; and the wind carried them away so that not a trace of them was found. But the stone that struck the statue became a great mountain and filled the whole earth.
 36 "This was the dream; now we will tell its interpretation before the king.
 37 "You, O king, are the king of kings, to whom the God of heaven has given the kingdom, the power, the strength and the glory;
 38 and wherever the sons of men dwell, or the beasts of the field, or the birds of the sky, He has given them into your hand and has caused you to rule over them all. You are the head of gold.
 39 "After you there will arise another kingdom inferior to you, then another third kingdom of bronze, which will rule over all the earth.
 40 "Then there will be a fourth kingdom as strong as iron; inasmuch as iron crushes and shatters all things, so, like iron that breaks in pieces, it will crush and break all these in pieces.
 41 "In that you saw the feet and toes, partly of potter's clay and partly of iron, it will be a divided kingdom; but it will have in it

Guided Instruction



God wants you to know future events that were once mysteries which He later revealed. Ask Him to keep you focused on His Word today.

- 10** Turn to page 15 and read "On the Set."
11 Turn to page 171 and reread Daniel 2:31–45 aloud as students follow along. Remember, you are enhancing the mental image for students to use when you add details about the statue.

Guided Instruction

12 Reread the selected verses to answer the questions on pages 15-19.

Daniel 2:32 WHAT was the head made of? **Gold**

Daniel 2:38 WHAT part of the statue represented King Nebuchadnezzar? **“You are the head of gold.”**

WHERE does King Nebuchadnezzar rule? **Babylon**

13 Turn to page 18 and color the first part of the statue.

14 Write **“Gold: Nebuchadnezzar, King of Babylon”** in the space beside the head.

Daniel 2:32 WHAT is the second part of the statue? Its **breast and its arms of silver**

Daniel 2:39 WHAT will there be after King Nebuchadnezzar? **Another kingdom that is inferior to King Nebuchadnezzar’s**

172

Observation Worksheets

the toughness of iron, inasmuch as you saw the iron mixed with common clay.

42 “As the toes of the feet were partly of iron and partly of pottery, so some of the kingdom will be strong and part of it will be brittle.

43 “And in that you saw the iron mixed with common clay, they will combine with one another in the seed of men; but they will not adhere to one another, even as iron does not combine with pottery.

44 “In the days of those kings the God of heaven will set up a kingdom which will never be destroyed, and that kingdom will not be left for another people; it will crush and put an end to all these kingdoms, but it will itself endure forever.

45 “Inasmuch as you saw that a stone was cut out of the mountain without hands and that it crushed the iron, the bronze, the clay, the silver and the gold, the great God has made known to the king what will take place in the future; so the dream is true and its interpretation is trustworthy.”

46 Then King Nebuchadnezzar fell on his face and did homage to

turn to page 171. Read Daniel 2:31-45.

(page 15)

12

Daniel 2:32 WHAT was the head made of? **Gold**

Daniel 2:38 WHAT part of the statue represented King Nebuchadnezzar?

“You are the **head** of **gold**.”

WHERE does King Nebuchadnezzar rule? WHAT is the name of his kingdom? You can look in your Bible at Daniel 1:1 if you don't remember.

Babylon

Look at the picture of this awesome statue on page 18. Look at the column for Daniel 2 and color the head. Somewhere in the space beside the head write “Gold: Nebuchadnezzar, king of Babylon.”

Daniel 2:32 WHAT is the second part of the statue?

Its **breast** and its **arms** of **silver**

16

WEEK ONE

Daniel 2:39 WHAT will there be after King Nebuchadnezzar?

Another kingdom that is **inferior** to King Nebuchadnezzar's.

Do you remember WHAT kingdom this is? Pull out your Bible and read Daniel 2:39. This hasn't

(page 18)

Daniel 2	Daniel 7	Daniel 8

(page 16)

Do you remember WHAT kingdom this is? Pull out your Bible and fast-forward over to Daniel 5:28. Remember, this hasn't happened at the time of Nebuchadnezzar's dream. In Daniel 5 we see that this is the time when Belshazzar is king of Babylon. To WHOM does it say Belshazzar's kingdom is given?

The Medes and the Persians

Darius the Mede takes over the kingdom of Babylon in Daniel 5:30-31. The head of gold falls, and now the Medes and Persians are in control.

Turn to page 18. Color the second part of the statue. Write in the space next to the breast and arms of silver "Silver: Inferior kingdom, kingdom of Medes and Persians."

Daniel 2:32 WHAT is the third part of the statue?
 Its belly and its thighs of bronze.

Daniel 2:39 WHAT do you learn about the third kingdom?
 A kingdom of bronze, which will rule over all the earth.

Turn to page 18. Color the third part of the statue. Write in the space next to the belly and thighs of bronze "Bronze: Kingdom will rule over all the earth."

At this time we don't know who this third kingdom is, but we will someday.

Daniel 2:33 WHAT is the fourth part of the statue?
 Its legs of iron, its feet partly of iron and partly of clay.

Guided Instruction

Fast forward to Daniel 5.

Daniel 5:28 To WHOM is Belshazzar's kingdom given? The Medes and the Persians

Back to Daniel 2

15 Turn to page 18 and color the second part of the statue. The head of gold has fallen.

16 Write "Silver: Inferior kingdom, kingdom of Medes and Persians" in the space next to the breast and arms.

Daniel 2:32 WHAT is the third part of the statue? Its belly and its thighs of bronze

Daniel 2:39 WHAT do you learn about the third kingdom? A kingdom of bronze, which will rule over all the earth

17 Turn to page 18 and color the third part of the statue.

18 Write "Bronze: Kingdom will rule over all the earth" in the space next to the belly and thighs of bronze.

Daniel 2:33 WHAT is the fourth part of the statue? Its legs of iron, its feet partly of iron and partly of clay

Guided Instruction

Daniel 2:40-43 WHAT do you learn about the fourth kingdom? **It is as strong as iron. It will crush and break all these in pieces.**

Daniel 2:41 It will be a **d i v i d e d** kingdom.

Daniel 2:42 Some of it will be **strong** and some of it will be **brittle**.

19 Turn to page 18 and color this fourth part of the statue.

20 On the left side of the legs write **“Iron: Strong kingdom will crush and shatter.”**

By the feet of iron and clay write **“Divided kingdom, part strong, part brittle”**

Daniel 2:42-44 WHAT do the toes of the feet represent? **“In the days of those kings”**

The toes are **k i n g s!**

HOW many toes does a person have? **Ten toes**

So **HOW** many kings will there be? **Ten kings**

Four Ferocious Beasts

17

Look at Daniel 2:40-43. WHAT do you learn about the fourth kingdom?


It is as **strong** as i **r o** n. It will **crush** and **break** all these in **pieces**.

Daniel 2:41 It will be a d **i v i d e d** kingdom.

Daniel 2:42 Some of it will be **strong** and some of it will be **brittle**.

Turn to page 18. Color this part of the statue. Write in the space on the left side, next to the legs of iron, “Iron: Strong kingdom will crush and shatter.” And by the feet of iron and clay write, “Divided kingdom, part strong, part brittle.”

(page 18)

Daniel 2	Daniel 7	Daniel 8
 <p>Gold: Nebuchadnezzar, King of Babylon</p> <p>Silver: Inferior kingdom, kingdom of Medes and Persians”</p> <p>Bronze: Kingdom will rule over all the earth</p>		
<p>Iron: Strong kingdom will crush and shatter</p> <p>19</p> <p>Divided kingdom, part strong, part brittle</p> <p>20</p>		

(page 17)

Daniel 2:42-44 WHAT do the toes of the feet represent? Read these verses again. Verse 42 is talking about the toes, and in verse 43 it says *they*, referring to the toes, and in verse 44 it says WHAT?

“In the days of those **kings**.”

The toes are **k i n g s!**

HOW many toes does a person have? **Ten** toes

So **HOW** many kings will there be? **Ten** kings

Daniel 2:44-45 WHAT do we learn about God’s king-

(page 17)

Daniel 2:44-45 WHAT do we learn about God’s kingdom?

It will never be **destroyed**; it will not be left for another **people**; it will **crush** and put an **end** to all these **kingdoms**, but it will itself endure **forever**.

Four Ferocious Beasts

19

Daniel 2:45 WHAT part of our picture represents God’s kingdom? WHAT did we learn about the stone? WHAT did it do?

“It **crushed** the **iron**, the **bronze**, the **clay**, the **silver** and the **gold**.”

Turn to your statue on page 18. Color the stone. In the space beside the stone write “God’s kingdom will never be destroyed. Crushes all of the kingdoms. Endures forever!”

Amazing! God has just shown you what is going to happen in the future. So far you have discovered who two of those kingdoms are on the statue: the kingdom of Babylon and the kingdom of the Medes and Persians. You also saw that the stone represents God’s kingdom, which will crush and shatter all of the kingdoms. God’s kingdom will never be destroyed. It endures forever!

WHO are the third and fourth kingdoms on the statue? Just wait. You’ll find out. Don’t forget to practice your memory verse.

Guided Instruction

Daniel 2:44-45 WHAT do we learn about God’s kingdom? **It will never be destroyed; it will not be left for another people; it will crush and put an end to all these kingdoms, but it will itself endure forever.**


Daniel 2:45 WHAT part of our picture represents God’s kingdom? WHAT did we learn about the stone? WHAT did it do? **“It crushed the iron, the bronze, the clay, the silver and the gold.”**

21 Turn to page 18. Color the stone.

22 Write **“God’s kingdom will never be destroyed. Crushes all of the kingdoms. Endures forever!”** beside the stone.

Practice saying the memory verse aloud three times in a row, three times today.

(page 18)

Daniel 2	Daniel 7	Daniel 8
 <p>Gold: Nebuchadnezzar, King of Babylon</p> <p>Silver: Inferior kingdom, kingdom of Medes and Persians”</p> <p>Bronze: Kingdom will rule over all the earth</p> <p>21 God’s kingdom will never be destroyed. 22 Crushes all of the kingdoms. Endures forever!</p> <p>Iron: Strong kingdom will crush and shatter.</p>		

Guided Instruction




Today you will begin searching God's Word for yourself. Ask God to clear your mind and direct your focus to His message for you.

23 Turn to page 19 and read "Sketching the Scene."

24 Review the meaning of "key words" and how to mark them.

(page 19)

DAY THREE

**23**

SKETCHING THE SCENE

"Okay, guys," Aunt Sherry said as we climbed into our director's chairs, "today we are going to start working on our new episode. We are going to need some awesome special effects as we start filming Daniel 7."

"Oh, man!" Max exclaimed. "This is going to be so much fun. I can't wait. We're going to get a glimpse into the future, Sam." Sam, sensing Max's excitement, started barking and wagging his tail. "What do you want us to do next?"

"I'm meeting with Miss Lenyer to talk about the digital special effects, so why don't you two mark your scripts and draw your storyboards?"

20

WEEK ONE

"All right," Molly said. "I'll pray and then we can get started."

Doesn't it sound exciting to know that God is going to show us what is going to happen in the future? Let's get to work. We need to mark our scripts by looking for key words.

24

What are *key words*? Key words are words that pop up more than once. They are called key words because they help unlock the meaning of the chapter or book that you are studying and give you clues about what is most important in a passage of Scripture.

- Key words are usually used over and over again. (That's because God doesn't want you to miss the point.)
- Key words are important.
- Key words are used by the writer for a reason.

Once you discover a key word, you need to mark it in a special way using a special color or symbol so that you can immediately spot it in Scripture. Don't forget to mark any pronouns that go with the key words, too! WHAT are pronouns? Check out Max and Molly's notes below.

(page 20)

Guided Instruction

Pronouns

Pronouns are words that take the place of nouns. A noun is a person, place, or thing. A pronoun stands in for a noun! Here's an example: "Molly and Max are so excited about uncovering the mysteries in Daniel 7. They can't wait to discover what the four beasts and ten horns represent." The word *they* is a pronoun because it takes the place of Molly and Max's names in the second sentence. It is another word we use to refer to Molly and Max.

Watch for these other pronouns when you are marking people's names:

Four Ferocious Beasts 21

I	you	he	she
me	yours	him	her
mine		his	hers
we	it		
our	its		
they	them		

Now look at the key-word box below. These are the key words that you will mark as you work on your script for Daniel 7:1-8. You may also want to make a bookmark for these key words so that you can see them at a glance as you mark them on your Observation Worksheets.

To make a key-word bookmark, get an index card or a piece of paper and write the key words listed in the box below, as well as how you are going to mark them on your Observation Worksheets.

page 172.

Guided Instruction

(page 21)

worksheets.

Then turn to your Observation Worksheets on page 172. Observation Worksheets are pages (your script) that have the Bible text printed out for you to use as you mark your key words.

Today you are going to read Daniel 7:1-8 and mark the key words you find in these verses on your Observation Worksheets.

Key Words for Daniel 7:1-8

Daniel (color it blue)

I was looking (I kept looking) (circle it in blue)

dream (vision) (draw a blue cloud around it)

beasts (the rest of the beasts) (color all beasts green, except for the fourth beast—the fourth beast is different)

22

WEEK ONE

fourth beast (color it brown)

different from one another (different from all the beasts) (color it pink)

ten horns (color it orange)

another horn (little horn, other horn) (color it red)

Don't forget to mark your pronouns! Mark anything that tells you WHEN by drawing a green clock 🕒 or green circle like this: ○.

Now, look at the 5 Ws and an H so we can sketch our scenes.

(page 172)

Guided Instruction

26 Chapter 7

1 In the first year of Belshazzar king of Babylon Daniel saw a

25

Observation Worksheets—Daniel 7

173

dream and visions in his mind as he lay on his bed; then he wrote the dream down and related the following summary of it.

2 Daniel said, "I was looking in my vision by night, and behold, the four winds of heaven were stirring up the great sea.

3 "And four great beasts were coming up from the sea, different from one another.

4 "The first was like a lion and had the wings of an eagle. I kept looking until its wings were plucked, and it was lifted up from the ground and made to stand on two feet like a man; a human mind also was given to it.

5 "And behold, another beast, a second one, resembling a bear. And it was raised up on one side, and three ribs were in its mouth between its teeth; and thus they said to it, 'Arise, devour much meat!'

6 "After this I kept looking, and behold, another one, like a leopard, which had on its back four wings of a bird; the beast also had four heads, and dominion was given to it.

7 "After this I kept looking in the night visions, and behold, a fourth beast, dreadful and terrifying and extremely strong; and it had large iron teeth. It devoured and crushed and trampled down the remainder with its feet; and it was different from all the beasts that were before it, and it had ten horns.

8 "While I was contemplating the horns, behold, another horn, a little one, came up among them, and three of the first horns were pulled out by the roots before it; and behold, this horn possessed eyes like the eyes of a man and a mouth uttering great boasts.

9 "I kept looking, and behold, four thrones were set up. And the Ancient of

25 Turn to page 172 and rewrite the key word markings beside the header "Chapter 7." Add new words to your bookmark.

Daniel (color it blue)

I was looking (I kept looking) (circle it in blue)

dream (vision) (draw a blue cloud around it)

beasts (the rest of the beasts) (color all beasts green except the fourth beast, which is different)

fourth beast (color it brown)

different from one another (different from all the beasts) (color it pink)

ten horns (color it orange)

another horn (little horn, other horn) (color it red)

WHEN (draw a green clock over words that denote time)

26 Read Daniel 7:1-8 aloud as students follow along. If you are teaching in a classroom and have an overhead projector, make a transparency of your Observation Worksheet for a visual aid. You may want to blow it up to poster size and hang it on a wall and then have your students call each key word out loud as you read it and mark it together—you on the transparency and they in their books. If you're skilled at PowerPoint and have time, you can import an Observation Worksheet then select symbols from PP's palette or elsewhere, color them, place them over the words, and even animate them—bring them in one at a time.

Guided Instruction

27 Reread the selected verses to answer the questions on pages 22-25.

Daniel 7:1 WHEN is this happening?
In the first year of Belshazzar, king of Babylon

Daniel 7:1 WHAT does Daniel see as he lies on his bed? **Dreams and visions**

In Daniel 1—6 WHO had the dreams?
Nebuchadnezzar

Daniel 7:2 WHAT did Daniel see as he kept looking in his vision? **The four winds of heaven stirring up the great sea**

Daniel 7:3 WHAT did Daniel see coming out of the sea? **Four great beasts**

WHAT do we learn about these beasts?
They were different from one another.

(page 22)

27

ans: .

Now ask the 5 W's and an H so we can sketch our scenes.

Daniel 7:1 WHEN is this happening?

In the first year of Belshazzar king of Babylon

Daniel 7 begins with the first year of Belshazzar's reign. In Daniel 5 we saw the last night of Belshazzar's reign. Since Daniel 7 is the beginning of Belshazzar's reign, we know that it has to happen historically before Daniel 5. The time in Daniel 7 is around 553 B.C., and Daniel is around 67 years old. It has been about 50 years since Nebuchadnezzar's dream of the statue.

Daniel 7:1 WHAT does Daniel see as he lies on his bed?

Dreams and visions

In Daniel 1–6 WHO had the dreams? Do you remember? If not, look up Daniel 2:1 and Daniel 4:4-5 in your Bible, and write out WHO had the dreams.

Nebuchadnezzar

This is the first time that Daniel has the dream instead of being the one to interpret the dream. Wow! And it didn't happen until he was around 67 years old. Pretty amazing, huh?

Four Ferocious Beasts

23

Daniel 7:2 WHAT did Daniel see as he kept looking in his vision?

The four winds of heaven stirring up the great sea

Daniel 7:3 WHAT did Daniel see coming out of the sea?

Four great beasts

WHAT do we learn about these beasts?

They were **different** from one another.

Wow! Miss Lenyer, the digital artist, wants you to help by drawing storyboards of these four beasts in the boxes below. Storyboards are sketches of the main scenes in our television series.

Draw a storyboard the way it is described. On the line under-

(page 23)

series.

Draw each beast the way it is described. On the line underneath the box, write out WHAT kind of beast it is. We know these beasts are hard to draw, but just do your best. This will help you really know what each one of these beasts looks like.



Daniel 7:4

Daniel 7:5

Beast #1: Lion: with wings of an eagle

Beast #2: Bear: with three ribs in his mouth

24

WEEK ONE



Daniel 7:6

Daniel 7:7

Beast #3: Leopard: with four wings of a bird and four heads

Beast #4: dreadful and t e r r i f y i n g

Look at Daniel 7:7. WHAT does the fourth beast do to the remainder (the other three beasts)?

29

He devours and crushes and tramples down the remaining beasts.

One thing we see about the fourth beast is that it's so different it doesn't even have an animal description.

HOW else was it different than the other beasts?

It had ten horns.

Draw a sketch of each beast in the boxes below.

Guided Instruction

28 Draw a sketch of each beast in the boxes below.

Daniel 7:4 Beast #1 Lion: with wings of an eagle

Daniel 7:5 Beast #2 Bear: with three ribs in his mouth

Daniel 7:6 Beast #3 Leopard: with four wings of a bird and four heads

Daniel 7:7 Beast #4 Dreadful and terrifying: with ten horns and large iron teeth

29 Answer questions on pages 24-25.

Daniel 7:7 WHAT does the fourth beast do to the other three beasts? He devours and crushes and tramples down the remaining beasts.

HOW else was it different from the other beasts? It had ten horns.

Guided Instruction

Daniel 7:8 WHAT does Daniel see as he thinks about the horns? **Another horn, a little one**

We start off with **ten** horns, then another comes up, so

10 horns + 1 horn = 11 horns

That gives us HOW many? **11 horns**

HOW many are pulled out by the roots? **3 horns**

So **11** horns
 - **3** horns (pulled out by the roots)
 = **8** horns

HOW many horns are left? **8 horns**

HOW is the horn that “comes up” described? **Another horn, a little one**

This horn possessed **eyes** like the **eyes** of a **man** and a **mouth** uttering great **boasts**.

(page 24)

Daniel 7:8 WHAT does Daniel see as he contemplates (thinks) about the horns?

29

Another horn, a little one

We start off with **ten** horns, then another comes up, so

10 horns + **1** horn = **11** horns

That gives us HOW many? **11** horns

Four Ferocious Beasts

25

HOW many are pulled out by the roots? **3** horns

So **11** horns

- **3** horns (the ones pulled out by the roots)

= **8** horns

29

HOW many horns are left? **8** horns

Look at the horn that comes up after the ten horns in Daniel 7:8.

HOW is this horn described?

Another horn, a **little** one

This horn possessed **eyes** like the **eyes** of a **man** and a **mouth** uttering great **boasts**.

Whoa! Have you ever seen a horn or beasts like the ones we have just seen in Daniel’s vision? Pretty amazing, huh? Did you end up with eight horns when you added and subtracted the horns? Way to go!

You have done an awesome job! We’ll find out more about these beasts and horns as we keep studying Daniel.

(page 25)



30 SCENE TWO: THE VISION CONTINUES

You did a fantastic job drawing those four ferocious beasts for our storyboards yesterday. Were you scared or surprised by Daniel’s vision? This will be a very cool episode!
When we left Daniel yesterday, he was still having his vision.

26

WEEK ONE

We need to grab our scripts and find out what else Daniel sees as he keeps on looking. Don’t forget to talk to God.

Pull out your key-word bookmark and add any new key words from the box below to your list. Now turn to page 173. Read Daniel 7:9-10 and mark the key words listed below on your Observation Worksheet.

Key Words for Daniel 7:9-10

- 31** Ancient of Days (Highest One, Most High) (draw a purple triangle and color it yellow)
- I kept looking (circle it in blue)

Don’t forget to mark your pronouns! And mark anything that tells you WHEN by drawing a green clock or green circle like this: ○.

(page 173)

eyes like the eyes of a man and a mouth uttering great boasts.
Ancient of Days took **His** seat; **His** vesture was like white snow And the hair of **His** head like pure wool. **His** throne was ablaze with flames, Its wheels were a burning fire.
10 “A river of fire was flowing And coming out from before **Him**;

32

174

Observation Worksheets

Thousands upon thousands were attending **Him**, And myriads upon myriads were standing before **Him**; The court sat, And the books were opened.

11 “Then I kept looking because of the sound of the boastful words

Guided Instruction



Ask God to give you a clear understanding of His message. He’s letting you in on a mystery.

30 Turn to page 25 and read “Scene Two: The Vision Continues.”

31 Turn to page 173 and write new key word markings beside Daniel 7:9. Add new words to your bookmark.

Ancient of Days (Highest One, Most High) (draw a purple triangle and color it yellow)

I kept looking (circle it in blue)

32 Read Daniel 7:9-10 aloud using your visual aid as students follow along and call out each key word. Mark them together, you on your visual aid and students in their books.

Guided Instruction

33 Reread the selected verses to answer the questions on pages 26-27.

Daniel 7:9 WHAT did Daniel see set up? Thrones

WHO took His seat? The Ancient of Days

Describe Him. His vesture was like white snow. His hair was like pure wool.

WHAT was His throne like? His throne was ablaze with flames, its wheels were a burning fire.

Daniel 7:10 WHAT was flowing out before Him? A river of fire

Daniel 7:10 WHO were attending and standing before Him? Thousands upon thousands were attending Him and myriads upon myriads were standing before Him.

Daniel 7:10 WHO sat? The court

WHAT were opened? The books

(page 26)

33

Now help Miss Lenyer by looking at Daniel's night visions.

Daniel 7:9 WHAT did Daniel see set up? Thrones

WHO took His seat?

The Ancient of Days

Describe Him in the blanks below.

His vesture was like white snow.

His hair was like pure wool.

WHAT was His throne like?

His throne was ablaze with flames,

its wheels were a burning fire.

Daniel 7:10 WHAT was flowing out before Him?

A river of fire

Four Ferocious Beasts

27

Daniel 7:10 WHO were attending and standing before Him?

Thousands upon thousands were attending

Him and myriads upon myriads were

standing before Him.

Do you know how many a myriad is? (The Greek word literally means 10,000, but it is often used to mean "countless" or "innumerable." That's a big word you can add to your vocabulary. Ask and see if anyone else knows this word.) Can you imagine seeing more than you could possibly count?

Daniel 7:10 WHO sat?

The court

WHAT was opened?

The books

You have given me a very awesome description of the Ancient

(page 27)

You have just seen a very awesome description of the Ancient of Days. Draw a storyboard of this awesome scene of Daniel 7:9-10 in the box below.



34

WHAT will happen when the books are opened? You'll find out tomorrow. Don't forget to practice your memory verse!

Guided Instruction

34 Draw a sketch of the Ancient of Days in the storyboard on page 27.

The mystery continues. Do you know what will happen when the books are opened?

Practice saying the memory verse aloud three times.

Guided Instruction



God's story is getting more and more exciting! Ask Him to lead you to clear understanding.

35 Turn to page 28 and read "Scene Three: The Books were Opened."

28

WEEK ONE


**35**

SCENE THREE: THE BOOKS WERE OPENED

"Hey, Molly, look over here!" Max called out as he and Molly walked back on the set.

"Wow! That is awesome. I love the set. I bet that's the throne for the Ancient of Days. Just think how amazing it will look when Aunt Sherry starts filming this scene."

"Yeah, and look at that over there. Doesn't that look like it's going to be the river of fire? Sam will go ballistic when they get the fire flowing."

*Four Ferocious Beasts*

29

Molly laughed. "He sure will. Won't you, Sam, old boy?"

Sam started jumping up and wagging his tail when Molly began talking to him. Max scratched behind his ears. "Come on, we'd better get started on our script so we can draw what happens when the books are opened. I'll pray and then we can get to work."

Grab your scripts and let's find out WHAT happens when the books are opened. Pull out your key-word bookmark and add any new key words from the box below to your list. Turn to page 174. Read Daniel 7:11-14 and mark the key words listed below on your Observation Worksheet.

(page 29)

Guided Instruction

36

Key Words for Daniel 7:11-14

Son of Man (draw a purple cross and color it yellow)

kingdom (draw a purple crown and color it blue)

I kept looking (circle it in blue)



horn (another horn, little horn) (color it red)

beast (when it is the fourth beast) (color it brown)

beasts (all of the other beasts) (color it green)

visions (draw a blue cloud around it)

Ancient of Days (draw a purple triangle and color it yellow)

Don't forget to mark your pronouns! And mark anything that tells you WHEN by drawing a green clock  or green circle like this: .

Ask those 5 W's and an H.

36 Turn to page 174 and copy key word markings beside Daniel 7:11-14. Add new ones to your bookmark.

Son of Man (draw a purple cross and color it yellow)

Kingdom (draw a purple crown and color it blue)

I kept looking (circle it in blue)

horn (another horn, little horn) (color it red)

beast (when it is the fourth beast) (color it brown)

beasts (all the other beasts) (color them green)

visions (draw a cloud around it)

Ancient of Days (draw a purple triangle and color it yellow)

WHEN (draw a green clock over words that denote time)

37 Read Daniel 7:11-14 aloud using your Observation Worksheet visual aid as students follow along and call out each key word. Then mark them together as we noted on p. 29.

(page 174)

37

and the books were opened.

11 "Then I kept looking because of the sound of the boastful words which the horn was speaking; I kept looking until the beast was slain, and its body was destroyed and given to the burning fire.

12 "As for the rest of the beasts, their dominion was taken away, but an extension of life was granted to them for an appointed period of time.

13 "I kept looking in the night visions, And behold, with the clouds of heaven One like a Son of Man was coming, And He came up to the Ancient of Days And was presented before Him.

14 "And to Him was given dominion, Glory and a kingdom, That all the peoples, nations and men of every language Might serve Him; His dominion is an everlasting dominion Which will not pass away; And His kingdom is one Which will not be destroyed.

15 "As for me, Daniel, my spirit was distressed within me, and the visions in my mind were alarming me.

Guided Instruction

38 Read the selected verses to answer the questions on pages 30-31.

Daniel 7:11 WHAT does Daniel see?
The beast was slain.

WHAT happened to the fourth beast? It “was slain, and its body was destroyed and given to the burning fire.”

Daniel 7:12 WHAT happened to the rest of the beasts? “Their dominion was taken away, but an extension of life was granted to them for an appointed period of time.”

Daniel 7:13 WHOM did Daniel see coming with the clouds of heaven? WHO was presented to the Ancient of Days? One like a Son of Man

Daniel 7:14 WHAT was given to Him? Dominion, glory and a kingdom

WHO is going to serve Him? All the peoples, nations, and men of every language

HOW long will His dominion last? It is everlasting.

WHAT do we see about His kingdom? It will not be destroyed.

30

WEEK ONE

38

Daniel 7:11 WHAT does Daniel see?

The beast was slain.

WHAT happened to the fourth beast?

It “was **slain**, and its body was **destroyed** and given to the **burning fire**.”

Daniel 7:12 WHAT happened to the rest of the beasts?

“Their **dominion** was taken away, but an extension of **life** was granted to them for an **appointed** period of **time**.”

Daniel 7:13 WHOM did Daniel see coming with the clouds of heaven? WHO was presented to the Ancient of Days?

One like a **Son** of **Man**

Daniel 7:14 WHAT was given to Him?

Dominion, **glory** and a **kingdom**

WHO is going to serve Him?

All the **peoples**, **nations**, and men of every language.


HOW long will His dominion last?

It is **everlasting**.

WHAT do we see about His kingdom?

It will not be **destroyed**.

Now draw these two fantastic events for Miss Lenyer in the boxes below.



Daniel 7:11-12
The beast was slain.

Daniel 7:13-14
The Son of Man came; He was given a kingdom.

Amazing! WHAT an event! The books are opened, the fourth beast is destroyed, and the rest of the beasts lose their dominion. But we also see a kingdom that will never be destroyed, whose dominion is forever! Wow!

WHOSE kingdom is this? Do you know?

God's Kingdom

Think about WHAT we learned about the stone in King Nebuchadnezzar's dream of the statue. Do you remember the stone that was cut without hands that struck the statue on the feet and crushed them? Do you remember WHAT that stone represented?

If you aren't sure, look back at the drawing of the statue to what you wrote beside the stone on page 18.

Daniel's interpretation of Nebuchadnezzar's dream showed that each part of the statue represented four different Gentile kingdoms on earth. So far we have discovered two of those kingdoms. The head of gold was the kingdom of **B a b y l o n**, and the breast and arms of silver was the kingdom of the **M e d e s** and **P e r s i a n s**.

Guided Instruction

39 Draw these two scenes in the boxes on page 31.

Daniel 7:11-12 **The beast was slain.**

Daniel 7:13-14 **The Son of Man came; He was given a kingdom.**

WHOSE kingdom is this? **God's Kingdom**

WHAT were the two kingdoms? **The head of gold was the kingdom of B a b y l o n, and the breast and arms of silver were the kingdom of the M e d e s and P e r s i a n s.**

Guided Instruction

40 Read the rest of the text on page 32 aloud and lead a discussion.

WOW, what an exciting story! And there's more to come!

Practice saying the memory verse out loud to a grown-up.

If you are a classroom teacher you may want to give your students a quiz on their memory verse. There is also a quiz on Week One on page 181 to check the memory and understanding.

If you are a Sunday School teacher this is a great time to review the whole week by either playing a game like the *Drawing Game* on page 191 or you can have your students make masks of each one of these beasts and act out Daniel 7:1–14.

32

WEEK ONE

40

We also saw as we looked at the feet and ten toes that those ten toes were kings, and in the days of those ten kings God would set up a kingdom that would never be destroyed (Daniel 2:44).

Doesn't that sound a lot like Daniel's night vision—a kingdom that will never be destroyed, with an everlasting dominion? Do you think that this kingdom that Daniel dreamed about is the same one the stone represents in Nebuchadnezzar's statue?

Aren't you excited? God is showing you what is going to happen in the future. You have just seen a very awesome description of the Ancient of Days, the judgment that is coming to those very scary beasts, and the kingdom that will be given to the Son of Man.

WHO are those beasts? WHAT do they represent? We'll find out next week as Daniel receives the interpretation for his dream. Hang in there! There are so many more cool and awesome mysteries to uncover as our television series continues.

Don't forget to say your memory verse to a grown-up to remind you that the saints of the Highest One will possess the kingdom forever!

D4Y “Fast-Forward to the Future” Quizzes

Week 1: Four Ferocious Beasts

1. Who has a scary dream?
 - a. Daniel
 - b. King Nebuchadnezzar
 - c. David
 - d. Solomon
2. Who revealed the dream and explained it?
 - a. Daniel
 - b. Darius
 - c. David
 - d. Belshazzar
3. What was the dream about?
 - a. A tree
 - b. An animal
 - c. A great statue
 - d. A war
4. What was the head made of and what kingdom does it represent?
 - a. Gold: Babylon
 - b. Silver: Medes and Persians
 - c. Bronze: Kingdom will rule over all the earth
 - d. Iron: Strong kingdom will crush and shatter
5. Where did King Nebuchadnezzar rule?
 - a. Jerusalem
 - b. Babylon
 - c. Bethel
 - d. Ur
6. Who does God give King Nebuchadnezzar’s kingdom to?
 - a. The Egyptians
 - b. The Assyrians
 - c. The Medes and the Persians
 - d. The people of Israel
7. What is the third part of the statue?
 - a. The belly and thighs of bronze
 - b. The legs of iron
 - c. The toes of clay
 - d. The head of gold
8. What is the fourth part of the statue?
 - a. The arms of silver
 - b. The legs of iron and feet of iron and clay
 - c. The thighs of silver
 - d. The head of gold
9. What do the toes represent?
 - a. Lands
 - b. Armies
 - c. Kings
 - d. Animals
10. What did Daniel see coming out of the sea?
 - a. Four great beasts
 - b. Serpents
 - c. Fishes
 - d. Spirits

Memory Verse

Daniel 7:18

“But the saints of the Highest One will receive the kingdom and possess the kingdom forever, for all ages to come.”