

# TEACHER GUIDE

Elizabeth A. McAllister, Ed. D.

WRONG WAY, JONAH! TEACHER GUIDE

Published by Precept Ministries of Reach Out, Inc.

P. O. Box 182218

Chattanooga, TN 37422

ISBN 978-1-888655-37-7

All Scripture quotations, unless otherwise indicated, are taken from the *NEW AMERICAN STANDARD BIBLE*® (NASB) Copyright © 1960, 1962, 1963, 1968, 1971, 1972, 1973, 1975, 1977, 1995 by the Lockman Foundation. Used by permission. ([www.lockman.org](http://www.lockman.org))

D4Y Teacher Guides were made possible by the generous gift of a long-time friend of Precept Ministries.

*Author Photo and Cover by John Phillips*

*Graphics Design by Michele Walker*

Copyright © 2013 Precept Ministries International

All rights reserved. No part of this publication may be reproduced or transmitted in any form or by any means, electronic or mechanical, including photocopying, recording, or any information storage and retrieval system, without the prior written permission of the publisher.

Printed in the United States of America

Precept, Precept Ministries International, Precept Ministries International the Inductive Bible Study People, the Plumb Bob design, Precept Upon Precept, In & Out, Sweeter than Chocolate!, Cookies on the Lower Shelf, Precepts For Life, Precepts From God's Word and Transform Student Ministries are trademarks of Precept Ministries International.

# **WRONG WAY, JONAH!**

## **TEACHER GUIDE TABLE OF CONTENTS**

**Introduction ..... 4**

### ***Weekly Chapters***

**Discover 4 Yourself Contents ..... 9**

**Week One, Stormy Seas ..... 12**

**Week Two, Man Overboard ..... 42**

**Week Three, Inside the Great Fish ..... 65**

**Week Four, A Second Chance ..... 87**

**Week Five, An Angry Prophet ..... 109**

### ***Quizzes and Exam***

**Quiz Week 1 ..... 138**

**Quiz Week 2 ..... 139**

**Quiz Week 3 ..... 140**

**Quiz Week 4 ..... 141**

**Quiz Week 5 ..... 142**

**Final Exam ..... 143**

**Answer Key, Quizzes and Final Exam ..... 145**

### ***Games***

**Drawing Game ..... 146**

**The Matching Game ..... 147**

**M&M® Draw..... 148**

**Get Connected ..... 149**

# WRONG WAY, JONAH!

## TEACHER GUIDE

### Introduction

Thank you for selecting this Bible study for your child and/or class. Leading children to read, observe, interpret, and apply the Bible for themselves offers them a bridge from hearsay to real truth. As they learn to be comfortable with the idea that they can read the Bible, they will take the task seriously.

The Discover 4 Yourself series is designed to lead young students through the process of inductive study: question, question, question, search, think, understand, and apply. They will be comfortable with this process only after you prove that the possibility is within their reach.

**WRONG WAY, JONAH!** is a study of the book of Jonah—a factual story with a moral. Students will learn a lot about God’s grace—how it works and how it perseveres. Jonah was rebellious and God had to work hard to get him to do what He commanded him. It was a frightening experience being in the belly of a great fish for three days but Jonah learned this hard way how much God cares for a wicked and far-away people he didn’t think God cared for. God gave Jonah a fresh start to wipe the slate clean—to repent and do what He originally commanded him to do. A whole city repented at His preaching, and the Lord blessed it. It’s a wonderful lesson for all of us.

In preparation for leading **WRONG WAY, JONAH!** please work through each “Day” on your own before consulting the Teacher Guide. Since this is an Inductive Bible Study, your teaching will be more effective if you do the work first and God reveals His truth to you.

Whether you’re homeschooling a child, teaching a Sunday school class, teaching in a Christian school, or simply using these studies for your child’s quiet time or family Bible study, this Teacher Guide will show you how to clearly and carefully lead each child through Inductive Bible study. We offer suggestions to guide you step-by-step. *Instructional Strategies* explains why certain activities are used throughout the book. Choose the activities that best fit your situation.

### Homeschooling Parents and Family Bible Study

We suggest you do one “Day” per day unless it’s too much for your child’s reading and/or writing skills. You can work with your child and discuss what you learn together or let him/her work independently, saving discussion times for later.

You may want to join or create a homeschool group that meets once a week to do these studies. The teacher will assign a week of homework in class. The following week the teacher will lead the students to discuss what they discovered, how to apply it, and to work on any creative elements included in the study or play a game to review what they have learned.

## Sunday School Teachers

To use these studies in a weekly Sunday school class we suggest you do one “Day” together with your children each week in class, since you will have children from different backgrounds, even some from families that are not members of or even regularly attend a church.

Each Sunday briefly review the prior Sunday’s work to put them in context for the next day of study in their book. After completing a week in the book you may want to have a “Game Time Sunday” to review the material before you move on to the next week. Game time makes learning fun for children and shows you the extent to which they understand what they learned.

You can keep the books at church and have the children take home verses on index cards or pieces of paper to memorize.

## Classroom Teachers

Generally, classroom teachers face many different learning abilities within their groups. It is important for you to understand these different learning abilities so that you can meet each child where he or she is so that no one is left behind during the process.

It is important for you to bring in *schemata* (background information) for students to draw on. If you tie studies to something children already know, they will grasp the lessons clearly.

Grasp is also affected by *metacognition*—the ability to monitor understanding of the text. Students must be able to perform several functions to develop metacognitive control over reading and understanding. He or she must be able to:

1. Ask first, “What do I already know about this topic?” then, “Do I have enough information to understand this text?” Answers to these questions will directly influence the use of the inductive method.
2. Identify the purpose for reading each selection.
3. Focus on particular information.
4. Monitor understanding by recalling background knowledge and relating it to the context by asking questions like: “How am I doing?” “Am I keeping the big picture in mind?” “Am I bogged down?” “If so, how do I fix it—reread the passages or ask for help?” (Nothing wrong with the latter.)
5. Evaluate understanding of the context by asking, “What did I learn?” With respect to Inductive Bible Study, “How do I apply this information?”

## Instructional Strategies

Writing as a response reinforces learning and so this method is prevalent in these books. Encourage students to share ideas and insights with you and other students.

Reading is the highest intellectual activity of the human experience. More sectors of the brain are active than in other endeavors including mathematics and flying an airplane. It's the most totally interactive processing of information, even when children are reading Mother Goose.

Take time for students to read aloud with a friend. Reading *out loud* and listening promote interactions between the brain's left and right hemispheres and activate little-used pathways. Reading *silently* activates a much smaller part of the brain.

Give students a chance to express themselves at every opportunity. This forces them to retrieve information stored in their *schemata* (background knowledge) for application to new information. What better opportunity is there than to *inductively* look at curriculum and context?

You will notice that you are asked to read some content aloud as students follow along. This frees unsure readers to focus on context rather than decoding strategies. By doing this, you will remove stumbling blocks to understanding; otherwise, reluctant readers will be convinced that inductive study is impossible for them—the last thought you want to instill!

We have included weekly quizzes with memory verses and also multiple-choice questions that will force students to think about what they have learned. Based on how they answer these questions, you will know whether they have grasped the material adequately.

In view of this sparse introduction to learning requirements for success, it's important that you apply strategies that lead students to develop the ability to self-monitor understanding of context each step of the way. These **Teacher Guides** offer suggestions to assure that students, regardless of their abilities, will learn to read the Bible with understanding as you lead them, step-by-step, through the Inductive Study Method.

## **Discover 4 Yourself Objectives**

The Discover 4 Yourself series objectives are not the same as the behavioral objectives of general subject matter. The books contain outstanding biblical subjects of course, but they are written *primarily* to be a tool for young students to learn the Inductive Bible Study Method.

Playing an instrument well requires repetition and application of skills learned. Similarly, effective study is developed by repeated practice and good role modeling of an outstanding study method. Accordingly these **Teacher Guides** contain global objectives for the student *and the teacher*.

We'll start with the teacher.

### **Discover 4 Yourself Teacher Guide Objectives**

- ✓ To help the teacher identify students' metacognitive needs as they read texts.
- ✓ To show the teacher how to model use of the Inductive Study Method so students will be able to apply the techniques independently when studying God's Word.
- ✓ To offer the teacher effective teaching strategies to assure that students succeed when they study the Bible.

### **Discover 4 Yourself Student Workbook Objectives**

- ✓ To learn how to read, observe, and interpret the Bible for themselves.
- ✓ To practice this method independently within an encouraging environment.

All Scripture quotations are taken from the New American Standard Bible®, © 1960, 1962, 1963, 1968, 1971, 1972, 1973, 1975, 1977, 1995 by The Lockman Foundation. Used by permission. (www.Lockman.org)

DISCOVER 4 YOURSELF is a registered trademark of The Hawkins Children's LLC. Harvest House Publishers, Inc., is the exclusive licensee of the federally registered trademark DISCOVER 4 YOURSELF.

*Illustrations © 2009 by Steve Bjorkman*

*Cover by Left Coast Design, Portland, Oregon*

**WRONG WAY, JONAH!**

Copyright © 1999/2010 by Precept Ministries International

Published by Harvest House Publishers

Eugene, Oregon 97402

[www.harvesthousepublishers.com](http://www.harvesthousepublishers.com)

ISBN 978-0-7369-2819-9

**All rights reserved.** No part of this publication may be reproduced, stored in a retrieval system, or transmitted in any form or by any means—electronic, mechanical, digital, photocopy, recording, or any other—except for brief quotations in printed reviews, without the prior permission of the publisher.

**Printed in the United States of America**

10 11 12 13 14 15 16 17 /ML-NI/ 10 9 8 7 6 5 4 3 2 1

1

(page 3)

## 2 CONTENTS

Getting the Story from God's Word—  
A Bible Study *You* Can Do!

1. Stormy Seas .....	7
2. Man Overboard! .....	32
3. Inside the Great Fish .....	52
4. A Second Chance .....	72
5. An Angry Prophet .....	93
Jonah's Journey Game Board .....	116
Puzzle Answers .....	119
Observation Worksheets .....	123



## Guided Instruction

**1** Give each student a copy of *Wrong Way, Jonah!*

**2** Turn to the CONTENTS page and lead students through a quick overview of the book. Point out the structure of each chapter, noting that there will be a lesson and activities to do each day for five days.

### “Stormy Seas” (Jonah 1:1–9) .....7

A prophet named Jonah thought he could get away from God. He ran when God told him to go to Nineveh to carry His message to the people. But Jonah did not want to go there. Do you think you can run away from God's commands? Jonah found out that God is everywhere and would find him and do something. There are consequences to disobeying God.

### “Man Overboard!” (Jonah 1:10–17) .....32

God showed Jonah He means business when He gives an order. Because Jonah disobeyed, God disciplined him. He sent a great storm, endangering the lives of everyone on board. The frightened sailors threw Jonah overboard when he recommended this. God then sent a great fish to swallow Jonah. What a messy situation!

### “Inside the Great Fish” (Jonah 2) .....52

Jonah remained in “the great fish” for three days and three nights. Imagine what that would be like. Smelly? Dark? Stuffy? But Jonah prayed to God. After Jonah confessed his disobedience, God caused the fish to vomit him up on dry land. Whew!

### “A Second Chance” (Jonah 3) .....72

Even though Jonah defied God, God was merciful and gracious. He gave Jonah a new opportunity to preach judgment coming to Nineveh within forty days. Do you think the people will believe God's message? Will God judge or save Nineveh? How will Jonah respond either way?

### “An Angry Prophet” (Jonah 4) .....93

Of all people to become angry after God gave him a second chance! When the people repented at his message of coming judgment, Jonah was very angry, so angry he asked God to take His life so he wouldn't have to watch God's grace and mercy poured out on the people of Nineveh. How selfish! And so Jonah suffered more because of this attitude of unforgiveness. Do you think God wants us to hold back His message of reconciliation?

**3** Turn back to page 7 and begin the study of “Stormy Seas.”

## Guided Instruction

(page 5)

### GETTING THE STORY FROM GOD'S WORD—

#### A BIBLE STUDY YOU CAN DO!



**H**ey, guys, come on up to the tree house! There is a big news story unfolding in Israel that we want you to help us uncover. Molly, Sam (the great face-licking detective beagle), and I are planning our new Bible adventure. By the way, my name is Max. We want you to join us as we create our own newspaper—the *Nineveh News*—to get the scoop on a prophet named Jonah, plus one of Israel's old enemies, the nation of Assyria.

This is an amazing news story that the world needs to know about! **WHAT** do we need to investigate? **WHO** is Jonah? **WHAT** does God tell him to do? **WHERE** does Jonah go? **WHAT** happens then? **WHAT** is God's plan for Jonah and the people in Nineveh? And **HOW** does Jonah feel about God's plan?

You'll get the answers to all these questions and scoop the competition as you head out on the scene by going straight to God's Word, the Bible the source of all truth, and by asking God's Spirit to lead and guide you.

(page 6)

You also have this book, which is an inductive Bible study. The word *inductive* means you go straight to the Bible *yourself* to investigate what the book of Jonah shows you about an awesome God and a man named Jonah. In inductive Bible study you discover for yourself what the Bible says and means.

Aren't you excited? Grab your Bible and get ready for an unbelievable adventure as you uncover the *real* story about a man who tried to run away from God. Then you can spread the news to show other people WHO God is, HOW much He loves us, and WHY we should obey Him the *first* time!



## Guided Instruction

## Guided Instruction

### WEEK 1



You are about to read a factual story of God's grace and mercy toward a rebellious people. Ask the Lord to help you understand His Word today.

**4** Read Jonah 1:1–9 and “Our Assignment” beginning on page 7.

**3**

**1**



### JONAH 1:1-9

“We’re glad you’re here!” Max called out. “Are you ready to uncover a very important news story so the world can learn about God and His prophet named Jonah?” Max paused for a breath.

“This is going to be so cool. Newspapers help people find out what is going on in the world. Mr. Davis, the publisher of our daily newspaper, is going to let us help out at his paper so we can learn from the pros how to gather the news and make our own newspaper, the *Nineveh News*.”

“We want to make sure everyone knows this incredible story about Jonah. So grab your pens and paper. Molly, get Sam’s leash. Let’s head downtown so we can get started on our first assignment.”

**4**



### OUR ASSIGNMENT

“Hi, Mr. Davis,” Molly announced, “we’re here. Uh-oh, Max... you better grab Sam’s leash. He just saw Mr. Davis. *Whew!* You got him in the nick of time to save Mr. Davis from a face-licking!”

7

"Hi, kids." Mr. Davis smiled as he patted Sam's head. "Yes, I have heard all about you too, Sam! Are you ready to get started, Max and Molly?"

"We sure are!"

"Great! Then let's head over to meet Mr. Chase, the head of our editorial department."

"Mr. Chase, this is Max and Molly, and their famous face-licking detective beagle, Sam."

"It's great to meet you. Hi, Sam—I have heard all about you." Mr. Chase chuckled as he reached down to meet Sam.

"Oh, no! He got you!" Max exclaimed. "Sorry about that, Mr. Chase."



"That's okay, Max. I knew he was fast, but not that fast."

The kids started laughing as Sam barked his agreement and wagged his tail.

"Okay, the first thing you need to do to get started on your newspaper is to decide what you want to write about and gather the facts so you can write a great news story," Mr. Chase said.

## Guided Instruction

## Guided Instruction

*Stormy Seas*

9

“After you finish writing your story, I will make sure it is accurate before you go to print. Do you guys have a lead on a good front-page story?”

“We sure do!” Max answered. “We are going to investigate the book of Jonah to find out what is happening with one of God’s prophets and one of Israel’s enemies.”

“That sounds like a great lead story,” Mr. Chase replied. “Do you know what you need to do first?”

Molly smiled. “We know.”

How about you, rookie reporter? Do you know what you need to do before you open your Bible and begin your investigation?

“The first thing you need to do is to talk to God,” Mr. Chase reminded them. “The Bible calls this prayer! Bible study should *always* begin with prayer. You need to ask God to be your Master Editor—to direct you by His Holy Spirit so you can understand what the Bible says and handle it accurately.”

“Let’s pray and ask God for His help as we get ready for our first assignment for the *Nineveh News*,” Max said.

They all prayed together.

“I am so proud of you!” Mr. Chase exclaimed. “Now that you have prayed, the next step in becoming a top reporter is to head to the scene and find out what is happening. Good investigative reporters get the *facts*. They know they need to be accurate! Reporters shouldn’t go on hunches. Reporters should tell the story just like it happened. That’s what we call having *integrity*. Integrity means to be trustworthy and sincere. It means to be honest and to do the right thing even when no one is looking.”

Okay, reporters, grab your pencils and let’s get the scoop. We are going to begin our investigation by tracking down one of the main characters in our story: *God*.

One way we can uncover clues about main characters is to mark their names in a special way in the Bible so we can get a closer look at these people. Today we are going to mark every place we see the word *God*. We also need to mark each *pronoun* that refers to God. What are pronouns? Check out Mr. Chase’s notes.

10

WEEK ONE

5

### Pronouns

Pronouns are words that take the place of nouns. A noun is a person, place, or thing. A pronoun stands in for a noun. Look at the two sentences below. Watch how the pronoun *he* is substituted for Max's name in the second sentence.

*Max* can't wait to track down God because he wants to beat Molly by getting the scoop first.

The word *he* is a pronoun because it takes the place of Max's name in the second sentence. *He* is another word we use to refer to Max.

Watch for these other pronouns when you are marking people's names:

I	you	he	she
me	yours	him	her
mine		his	hers
we	it		
our	its		
they	them		

Now that you know what pronouns are, turn to your Observation Worksheets on page 123. Observation Worksheets have the Bible text printed out for you to use as you study Jonah.

## Guided Instruction

5 Turn to page 10 and review "Pronouns."

## Guided Instruction

**6** Turn to page 123 and read Jonah 1:1–9 aloud as students follow along. If you are teaching in a classroom and have an overhead projector, make a transparency of your Observation Worksheet for a visual aid. You may want to blow it up to poster size and hang it on a wall and then have your students call each key word out loud as you read it and mark it together—you on the transparency and they in their books. If you're skilled at PowerPoint and have time, you can import an Observation Worksheet then select symbols from PP's palette or elsewhere, color them, place them over the words, and even animate them—bring them in one at a time.

**God (Lord) (draw a purple triangle and color it yellow)**

*Stormy Seas*

11

Read Jonah 1:1-9 and mark every reference to *God* or *LORD* in a special way, just like this:

God (LORD—LORD is another name that means God)  
(draw a purple triangle and color it yellow)

(page 123)

**6**

## OBSERVATION WORKSHEETS

### JONAH

#### Chapter 1

- 1 The word of the LORD came to Jonah the son of Amittai saying,
- 2 "Arise, go to Nineveh the great city and cry against it, for their wickedness has come up before Me."
- 3 But Jonah rose up to flee to Tarshish from the presence of the LORD. So he went down to Joppa, found a ship which was going to Tarshish, paid the fare and went down into it to go with them to Tarshish from the presence of the LORD.
- 4 The LORD hurled a great wind on the sea and there was a great storm on the sea so that the ship was about to break up.
- 5 Then the sailors became afraid and every man cried to his god, and they threw the cargo which was in the ship into the sea to lighten it for them. But Jonah had gone below into the hold of the ship, lain down and fallen sound asleep.
- 6 So the captain approached him and said, "How is it that you are sleeping? Get up, call on your god. Perhaps your god will be concerned about us so that we will not perish."
- 7 Each man said to his mate, "Come, let us cast lots so we may learn on whose account this calamity has struck us." So they cast lots and the lot fell on Jonah.
- 8 Then they said to him, "Tell us, now! On whose account has this calamity struck us? What is your occupation? And where do you come from? What is your country? From what people are you?"
- 9 He said to them, "I am a Hebrew, and I fear the LORD God of heaven who made the sea and the dry land."
- 10 Then the men became extremely frightened and they said to him,

(page 11)

All right! Now that we have tracked down one of our main subjects of this story, let's find out what we can learn about God from each of these verses. Look at every place you marked *God* (or *LORD*) on your Observation Worksheet. Make a list in your notebook on what you learned about God (*LORD*).

7



Wow! WHAT does this list show us about WHO God is and WHAT He can do? In *Jonah 1:1* we see that the "Word of the LORD" came to Jonah. This verse shows us that God talks to Jonah. Isn't it awesome to see that God speaks to ordinary people?

In *Jonah 1:4*, we see the LORD hurls a great wind on the sea

## Guided Instruction

7 Complete the list on page 11.

My List on God

**Jonah 1:1** The word of the Lord came to Jonah.

**Jonah 1:4** The Lord hurled a great wind on the sea and there was a great storm.

**Jonah 1:9** The Lord God of heaven who made the sea and the dry land.

Read and discuss the text on pages 11–12.

## Guided Instruction

**8** Put the missing vowels on each blank to discover your memory verse on page 12.

**For I know that the LoRD is great and that our LoRD is above all gods.**

**Whatever the LoRD pleases, He does, in heaven and on earth, in the seas and in all deeps.**

**Psalm 135:5-6**

**9** Copy the memory verse to an index card and practice saying it three times, three times a day.

12

WEEK ONE

and causes a great storm. God is all-powerful! He has the power to create storms. He rules over nature!

In Jonah 1:9, we discover that God made the sea and dry land. That shows us that God is *Elohim*, the Creator! He created everything.

Are you blown away at what you have learned about God in these verses today? You know that God talks to people. God is all-powerful. He rules over nature. And God doesn't just rule over nature—He created it. Incredible! Just wait! There is so much more to learn about our awesome God.

We are off and running, but before you leave the office, Mr. Chase has one more assignment for you—your memory verses. Each week you will have a new assignment (one or two Bible verses to learn) to help sharpen your memory skills and give you direction as you do your investigative work.

Max copied down your two verses for this week using his speed-writing skills. Reporters sometimes use speed writing to get the facts down quickly. To decode Max's notes, you need to decide which of the missing vowels (a,e,i,o,u) needs to go on each of the blanks. Put the correct vowel in each blank to discover your memory verses for this week.

**8****9**

For I know that the LoRD is great  
and that our LoRD is above all  
gods.

Whatever the LoRD pleases, He  
does, in heaven and on earth,  
in the seas and in all deeps.

Psalm 135:5-6

Fantastic! Now look at your verses and write out three things they tell you about God.

10

- 1. **God is great.** \_\_\_\_\_
- 2. **God is above all gods.** \_\_\_\_\_
- 3. **God does whatever He pleases.** \_\_\_\_\_

Name something that has happened in your life or something in the life of someone you know that shows "the LORD is great."

\_\_\_\_\_

\_\_\_\_\_

\_\_\_\_\_

What a day! Did you know these things about God? Why don't you write these verses on an index card? Now practice saying them out loud three times in a row...three times today!

Think about all the wonderful things you learned about God. Wow!



## Guided Instruction

10 Write out three things they tell you about God.

- 1. **God is great.**
- 2. **God is above all gods.**
- 3. **God does whatever He pleases.**

Lead a discussion about the next question and have students answer it independently.

Practice saying the memory verse with a friend.

## Guided Instruction



Ask God to give you a clear understanding of His special message to you today.

**11** Turn to page 13 and read “A Profile on Jonah.”

**12** Turn to page 123 and reread Jonah 1:1–9. Use your visual aid as you read out loud to your students. Have them call out every reference to *Jonah* and color it orange as they call it out, marking it together as we noted on page 16.

(page 13)

**11**

### A PROFILE ON JONAH

It’s great to have you back at the office. Mr. Chase has given us our next assignment. Today we need to investigate the other main character in the book of Jonah. Let’s get started by talking to our Master Editor and asking for His help as we head back to Israel to dig up the facts on a man named Jonah.

All right! Now that you have prayed, grab those colored pencils and turn to your Observation Worksheet on page 123.

(page 123)

**12**

## OBSERVATION WORKSHEETS

### JONAH

#### Chapter 1

- 1 The word of the LORD came to Jonah the son of Amittai saying,
- 2 “Arise, go to Nineveh the great city and cry against it, for their wickedness has come up before Me.”
- 3 But Jonah rose up to flee to Tarshish from the presence of the LORD. So he went down to Joppa, found a ship which was going to Tarshish, paid the fare and went down into it to go with them to Tarshish from the presence of the LORD.
- 4 The LORD hurled a great wind on the sea and there was a great storm on the sea so that the ship was about to break up.
- 5 Then the sailors became afraid and every man cried to his god, and they threw the cargo which was in the ship into the sea to lighten it for them. But Jonah had gone below into the hold of the ship, lain down and fallen sound asleep.
- 6 So the captain approached him and said, “How is it that you are sleeping? Get up, call on your god. Perhaps your god will be concerned about us so that we will not perish.”
- 7 Each man said to his mate, “Come, let us cast lots so we may learn on whose account this calamity has struck us.” So they cast lots and the lot fell on Jonah.
- 8 Then they said to him, “Tell us, now! On whose account has this calamity struck us? What is your occupation? And where do you come from? What is your country? From what people are you?”
- 9 He said to them, “I am a Hebrew, and I fear the LORD God of heaven who made the sea and the dry land.”

said to him

14

## WEEK ONE

Read Jonah 1:1-9 and mark every reference to Jonah in a special way, just like we have.

Jonah (color the word orange)

Don't forget to mark the pronouns!

Awesome! Now let's learn what we can about Jonah. Look at every place WHERE you colored *Jonah* orange in verses 1-9 and make a list of what you discover about him in your notebook.

13

## My List on Jonah

Jonah 1:1 The **word** of the **LORD** came to Jonah.

Jonah is the **son** of **Amittai**.

Jonah 1:3 Jonah rose up to **flee** from the **presence** of the **LORD**.

Jonah went down to **Joppa** and found a **ship** that was going to **Tarshish**.

Jonah 1:5 Jonah went down into the **hold** of the **ship**, and went to **sleep**.

Jonah 1:7 The **lot** fell on Jonah.

Jonah 1:9 Jonah is a **Hebrew**. He **fears** the LORD God.

## Guided Instruction

**13** Make a list on page 14 of what you discover about Jonah.

## My List on Jonah

Jonah 1:1 The **word** of the **LORD** came to Jonah.

Jonah is the **son** of **Amittai**.

Jonah 1:3 Jonah rose up to **flee** from the **presence** of the **LORD**.

Jonah went down to **Joppa** and found a **ship** that was going to **Tarshish**.

Jonah 1:5 Jonah went down into the **hold** of the **ship**, and went to **sleep**.

Jonah 1:7 The **lot** fell on Jonah.

Jonah 1:9 Jonah is a **Hebrew**. He **fears** the Lord God.

## Guided Instruction

**14** Look up 2 Kings 14:23–25 and answer the following questions.

**2 Kings 14:25 WHO is Jonah? God's servant, the son of Amittai, the prophet**

**WHERE is he from? Gath-hepher**

**15** Turn to page 19 and double-underline in green WHERE Jonah is from.

Read the rest of the text on page 15.

Practice saying the memory verse with a friend.

Stormy Seas

15

Let's get a little more background information on Jonah by doing some *cross-referencing*. Cross-referencing is where we go to other passages of Scripture and compare Scripture with Scripture. Pull out your Bible and look up 2 Kings 14:23-25.

**14**

2 Kings 14:25 WHO is Jonah?

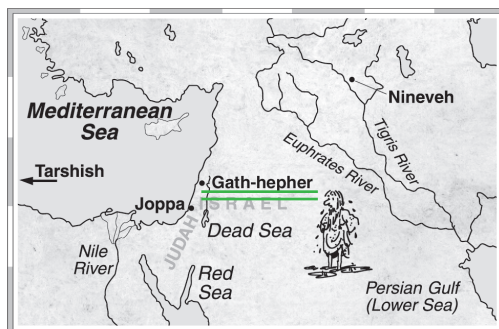
**God's servant, the son of Amittai, the prophet**

WHERE was he from? **Gath-hepher**

Turn to page 19 and on the map double-underline in green WHERE Jonah is from. Great investigative work!

(page 19)

**15**



(page 15)

WHERE Jonah is from. Great investigative work!

Now think about the things you have learned about Jonah. You know WHO he is. Jonah is the son of Amittai. He is a Hebrew, which means he is one of God's chosen people—a Jew. He is from Gath-hepher. He is a servant of the Lord—a prophet.

Do you know what a prophet is? A *prophet* is someone who is called by God. God speaks to His prophets through words, visions, and dreams. God's prophet is to tell the people God's words and messages. Some things God wants a prophet to tell the people are what they are doing wrong (sinning) or what God is going to do in the future. Isn't that awesome? Jonah has been called by God to speak His words to other people.

Tomorrow we will continue our research to get more insights into this servant of God. Don't forget to practice your memory verses!

DAY

into this servant of God. Don't forget to practice your memory verses! (page 15)



16

### GATHER THE FACTS

"Okay, kids." Mr. Chase smiled as he looked over Max and



16

### WEEK ONE

Molly's notebooks. "Your notes are looking good. Your assignment today is to get the facts by asking the 5W's and an H. Every news story always includes the 5W's and an H."

Do you know what the 5 W's and an H are, rookie reporter? They are the WHO, WHAT, WHERE, WHEN, WHY, and HOW questions.

17

1. Asking WHO helps you find out:
  - WHO wrote this?
  - WHO are we reading about?
  - WHO was this passage written to?
  - WHO said this or did that?
2. WHAT helps you understand:
  - WHAT is the author talking about?
  - WHAT are the main things that happen?
3. WHERE helps you learn:
  - WHERE did something happen?
  - WHERE did they go?
  - WHERE was this said?
  - When we discover a WHERE, we double-underline the WHERE in green.
4. WHEN tells us about time. We mark it with a green clock  or a green circle like this  .
  - WHEN tells us:
    - WHEN did this event happen or WHEN will it happen?
    - WHEN did the main characters do something?
  - It helps us to follow the order of events.

## Guided Instruction



God is going to give us an example of what He does when people disobey Him. Ask Him to clarify His Word today.

**16** Turn to page 15 and read "Gather the Facts."

**17** Review the investigative questions on pages 16-17.

## Guided Instruction

**18** Turn to page 123 and reread Jonah 1:1–9 to answer questions starting on page 17.

*Stormy Seas*

17

5. WHY asks questions like:  
WHY did he say that?  
WHY did they go there?  
WHY did this happen?
6. HOW lets you figure out things like:  
HOW is something to be done?  
HOW did people know something had happened?

Now that you know what the 5 W's and an H are, talk to your Master Editor and ask for His directions so you don't go the wrong way. Great!

Turn to page 123 and read Jonah 1:1-9 again.

## OBSERVATION WORKSHEETS

(page 123)

**18**

### JONAH

#### Chapter 1

- 1 The word of the LORD came to Jonah the son of Amittai saying,
- 2 "Arise, go to Nineveh the great city and cry against it, for their wickedness has come up before Me."
- 3 But Jonah rose up to flee to Tarshish from the presence of the LORD. So he went down to Joppa, found a ship which was going to Tarshish, paid the fare and went down into it to go with them to Tarshish from the presence of the LORD.
- 4 The LORD hurled a great wind on the sea and there was a great storm on the sea so that the ship was about to break up.
- 5 Then the sailors became afraid and every man cried to his god, and they threw the cargo which was in the ship into the sea to lighten it for them. But Jonah had gone below into the hold of the ship, lain down and fallen sound asleep.
- 6 So the captain approached him and said, "How is it that you are sleeping? Get up, call on your god. Perhaps your god will be concerned about us so that we will not perish."
- 7 Each man said to his mate, "Come, let us cast lots so we may learn on whose account this calamity has struck us." So they cast lots and the lot fell on Jonah.
- 8 Then they said to him, "Tell us, now! On whose account has this calamity struck us? What is your occupation? And where do you come from? What is your country? From what people are you?"
- 9 He said to them, "I am a Hebrew, and I fear the LORD God of heaven who made the sea and the dry land."

10 He said to him

(page 17)

Okay, rookie reporter, pull out your notebook and start asking the 5 W's and an H.

Jonah 1:1 WHO is the main person in this story?

**Jonah**

WHAT comes to Jonah?

**The Word of the LORD**

Remember, that's God speaking to Jonah.

Jonah 1:2 WHAT two things does God tell Jonah to do?

1. **Go to Nineveh.**
2. **Cry out against it.**

18

WEEK ONE

WHY does God want Jonah to cry out against Nineveh?

**Because they are wicked**

## Guided Instruction

**Jonah 1:1 WHO is the main person in this story? Jonah**

**WHAT comes to Jonah? The Word of the LORD**

**Jonah 1:2 WHAT two things does God tell Jonah to do?**

1. **Go to Nineveh.**
2. **Cry out against it.**

**WHY does God want Jonah to cry out against Nineveh? Because they are wicked**

## Guided Instruction

**19** Read and discuss the notes on Nineveh on page 18.

(page 18)

Take a look at Max and Molly's research notes on Nineveh so you will know what Nineveh was really like.

**19**

### The Great City of Nineveh

Nineveh was the capital city of the nation of Assyria. Assyria was a longtime enemy of Israel. For more than 100 years, the Assyrians constantly attacked the people in Israel and raided the land.

The Assyrians were fierce warriors who killed or tortured the people they defeated, and that included the Jews (God's chosen people).

Nineveh was a very large city. In fact, it took three days to walk through it. It was located on the east bank of the Tigris River. It was built at the main river crossing leading to the best farmland. The wall that surrounded the city was 50 feet high.

Nineveh was also home to many beautiful temples built to honor and worship false gods. The people's worship of idols (false gods) made God very angry.

Today, the ruins of Nineveh are found in Iraq, across the Tigris River from the modern-day city of Mosul.

## OBSERVATION WORKSHEETS

(page 123)

## JONAH

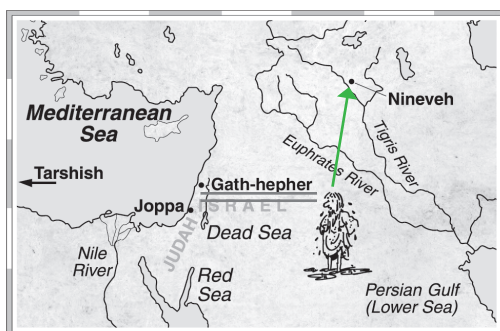
## 20 Chapter 1

- 1 The word of the LORD came to Jonah the son of Amittai saying,
- 2 "Arise, go to Nineveh the great city and cry against it, for their wickedness has come up before Me."
- 3 But Jonah rose up to flee to Tarshish from the presence of the LORD. So he went down to Joppa, found a ship which was going to Tarshish, paid the fare and went down into it to go with them to Tarshish from the presence of the LORD.
- 4 The LORD hurled a great wind on the sea and there was a great storm on the sea so that the ship was about to break up.
- 5 Then the sailors became afraid and every man cried to his god, and they threw the cargo which was in the ship into the sea to lighten it for them. But Jonah had gone below into the hold of the ship, lain down and fallen sound asleep.
- 6 So the captain approached him and said, "How is it that you are sleeping? Get up, call on your god. Perhaps your god will be concerned about us so that we will not perish."
- 7 Each man said to his mate, "Come, let us cast lots so we may learn on whose account this calamity has struck us." So they cast lots and the lot fell on Jonah.
- 8 Then they said to him, "Tell us, now! On whose account has this calamity struck us? What is your occupation? And where do you come from? What is your country? From what people are you?"
- 9 He said to them, "I am a Hebrew, and I fear the LORD God of heaven who made the sea and the dry land."

id to him

(page 19)

21



## Guided Instruction

- 20 Turn to page 123 and double-underline the word that answers WHERE on the Observation Sheet.
- 21 On the map on page 19 draw a green arrow from Jonah to WHERE God told him to go.

## Guided Instruction

Jonah 1:2 WHERE does God want  
Jonah to go? **To Nineveh**

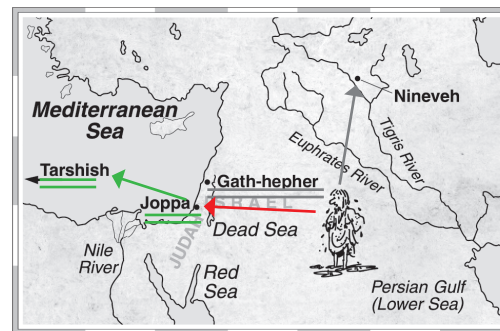
Jonah 1:3 WHERE did Jonah go to find  
a ship? **Joppa**

Double-underline this WHERE in  
green on your Observation Worksheet  
on page 123.

**22** Turn to page 19 and draw a RED  
ARROW from Jonah to Joppa.

**22**

**23**



Wow! Are you surprised that God wanted Jonah to go and tell these people, who were Israel's enemy, what they were doing wrong?

Jonah 1:3 WHERE did Jonah go to find a ship?

**Joppa**

Double-underline this WHERE in green on your Observation Worksheet on page 123.

Look back at your map and draw a red arrow from Jonah to WHERE he went to find a ship.

*Stormy Seas*

19

Jonah 1:2 WHERE does God want Jonah to go?

**To Nineveh**

When we discover a WHERE in the Bible, we double-underline the WHERE in green. Turn to page 123 and double-underline in green the word that tells WHERE on your Observation Worksheet in Jonah 1:2.

Now look at the map and draw a green arrow from Jonah to WHERE God told him to go.

20

## WEEK ONE

Jonah 1:3 WHERE is the ship going? WHERE does Jonah want to go? **Tarshish** \_\_\_\_\_

Double-underline this WHERE in green. Then look at your map and draw another arrow from Joppa to WHERE the ship was going to take Jonah.

Is this where God told Jonah to go? \_\_\_\_ Yes **X** No

Is Jonah going the right way or the wrong way?

**Wrong way** \_\_\_\_\_

Jonah 1:3 HOW did Jonah respond to God's command?

He fled to **Tarshish** from the p r e s e n c e of the L O R D.

Can you do that? Can you run away from God? \_\_\_\_ Yes **X** No  
How do you know? Let's find out. Look up and read Psalm 139:1-10 in your Bible.

Psalm 139:2 WHAT do we see about the LORD?

"You know when I **sit** down and when I **rise** up; You **understand** my **thought** from afar."

Psalm 139:7-10 Can you get away from God's Spirit or flee from His presence? \_\_\_\_ Yes **X** No

Isn't God amazing? God knows your thoughts. And there isn't any place you can go to get away from His presence. Jonah is headed in the opposite direction from where God told him to go. He is trying to run away from God, but God is still with

## Guided Instruction

**Jonah 1:3 WHERE is the ship going? WHERE does Jonah want to go?**

**Tarshish**

**23** Double-underline Tarshish in green. On the map, draw another arrow from Joppa to this city WHERE the ship was going to take Jonah.

**Is this where God told Jonah to go? No**

**Is Jonah going the right way or the wrong way? Wrong way**

**Jonah 1:3 HOW did Jonah respond to God's command? He fled to Tarshish from the p r e s e n c e of the L O R D.**

Lead a discussion about running away from God.

Read Psalm 139:1-10

**Psalm 139:2 WHAT do we see about the LORD? "You know when I sit down and when I rise up; You understand my thought from afar."**

**Psalm 139:7-10 Can you get away from God's Spirit or flee from His presence?**

**No**

Lead a discussion.

# Guided Instruction

Read and discuss the questions on page 21 and have students respond independently.

Practice saying the memory verse with a friend.

*Stormy Seas*

21

him. God told Jonah what to do, but Jonah has chosen to do the wrong thing.

HOW about you, rookie reporter? Can you think of a time when you knew the right thing to do but didn't do it? Write out a brief story about WHAT you did, WHAT happened, and WHAT you should have done.

**Wrong Way,** \_\_\_\_\_!  
(put your name here)

---

---

---

---

---

Way to go! WHAT will you do the next time something like that happens?

---

Good for you! Now don't forget to practice your memory verses.

Tomorrow we will hop on the boat with Jonah to find out what happens next.



what happens next.

(page 21)

24




### MORE RESEARCH

Watch out! Here comes Sam. He is so excited about being on the trail of a hot news story. Look at him sniffing around. Quick!

22

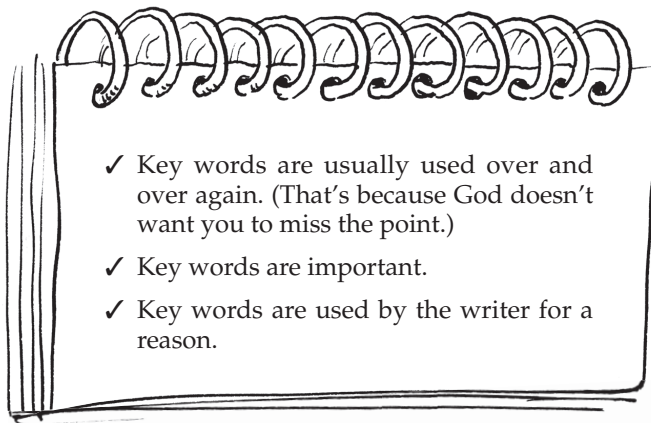
WEEK ONE

Give him a treat so we can continue to get the facts now that we know Jonah has chosen to go the wrong way, going to Tarshish instead of to Nineveh like God told him to do. We need to find out what happens. Don't forget to pray!



Let's head back to the book of Jonah and continue our investigation by marking key words. What are *key words*? Key words are words that pop up more than once. They are called key words because they help unlock the meaning of the chapter or book you are studying and give you clues about what is most important in a passage of Scripture.

25



Once you discover a key word, you need to mark it in a special way using a special color or symbol so that you can immediately spot it in Scripture.

You may also want to make a bookmark for these key words so you can know what they are at a glance as you mark them on your Observation Worksheets.

To make a key-word bookmark, get an index card or a piece of

## Guided Instruction



Ask God to help you reflect on your obedience to Him. He will guide you to full understanding so that you will not fall into the trap Jonah did.

24 Turn to page 21 and read "More Research."

25 Review key words and synonyms on pages 22–23

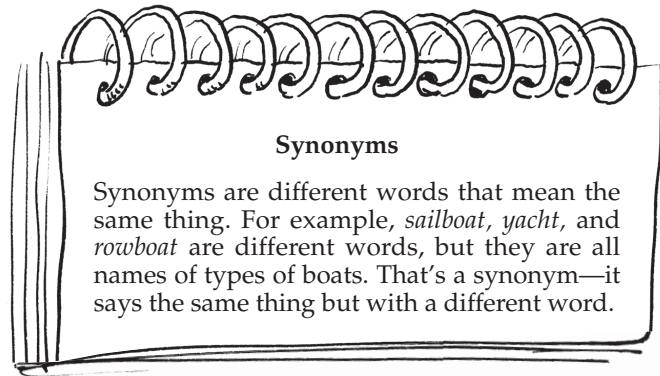
## Guided Instruction

*Stormy Seas*

23


paper and write the key words we've listed, as well as how you are going to mark them on your Observation Worksheets.

When you mark your key words, you will also need to mark any other words that mean the same thing, such as pronouns and synonyms. (You learned what pronouns were when you marked *God* and *Jonah*.) Take a look at Max and Molly's notebook to learn about synonyms.





Great! Turn to page 123. Read Jonah 1:1-9 and mark the key words and any synonyms for those words that we have listed for you.

### Key Words

storm (calamity) (draw a blue wavy line under the word and red lines like this  over the word and color the word red)

sailors (color it blue)



pray (cried, call) (draw a purple  and color it pink) 

captain (color it red)

Don't forget to mark the pronouns! And mark anything that

24

WEEK ONE

tells you WHEN by drawing a green clock  or green circle like this: .

Get the facts. Find out WHAT happens after Jonah gets on

## OBSERVATION WORKSHEETS

(page 123)

## JONAH

26

## Chapter 1

- 1 The word of the LORD came to Jonah the son of Amittai saying,
- 2 "Arise, go to Nineveh the great city and cry against it, for their wickedness has come up before Me."
- 3 But Jonah rose up to flee to Tarshish from the presence of the LORD. So he went down to Joppa, found a ship which was going to Tarshish, paid the fare and went down into it to go with them to Tarshish from the presence of the LORD.
- 4 The LORD hurled a great wind on the sea and there was a great storm on the sea so that the ship was about to break up.
- 5 Then the sailors became afraid and every man cried to his god, and they threw the cargo which was in the ship into the sea to lighten it for them. But Jonah had gone below into the hold of the ship, lain down and fallen sound asleep.
- 6 So the captain approached him and said, "How is it that you are sleeping? Get up, call on your god. Perhaps your god will be concerned about us so that we will not perish."
- 7 Each man said to his mate, "Come, let us cast lots so we may learn on whose account this calamity has struck us." So they cast lots and the lot fell on Jonah.
- 8 Then they said to him, "Tell us, now! On whose account has this calamity struck us? What is your occupation? And where do you come from? What is your country? From what people are you?"
- 9 He said to them, "I am a Hebrew, and I fear the LORD God of heaven who made the sea and the dry land."

id to him

the this: ○ .

(page 24)

Get the facts. Find out WHAT happens after Jonah gets on board the ship. Ask those 5W's and an H.

27

Jonah 1:4 WHAT did the Lord do when Jonah tried to run from His presence?

He hurled a great wind on the sea.

Jonah 1:5 HOW did the sailors respond to the storm?

They became afraid and called on their gods.

Did their gods answer? No

Look at WHAT the sailors did next.

WHAT did the sailors do after they cried to their gods?

They threw cargo overboard.

## Guided Instruction

26 Have your students make a key word bookmark by copying the key words on an index card, or write them on the whiteboard in your classroom. Turn to page 123 and read Jonah 1:1-9 aloud using your visual aid as your students or child follows along. Have your students call each key word out loud as you read it, then mark it together, you on your visual aid and they in their books.

**Storm, calamity (draw a blue wavy line under the word and red lines over the word and color it red)**

**Sailors (color it blue)**

**Pray (cried, call) (draw a purple bowl and color it pink)**

**Captain (color it red)**

**Mark pronouns.**

**WHEN (draw a green clock over words that denote time)**

27 Reread the selected verses to answer the questions.

**Jonah 1:4 WHAT did the Lord do when Jonah tried to run from His presence?**  
**He hurled a great wind on the sea.**

**Jonah 1:5 HOW did the sailor respond to the storm? They became afraid and called on their gods.**

**DID their gods answer? No**

**WHAT did the sailors do next? They threw cargo overboard.**

## Guided Instruction

WHAT was Jonah doing? **Sleeping**

Jonah 1:6 WHAT are the captain's instructions to Jonah? **Get up, call on your god.**


Jonah 1:7 WHAT do the sailors do to find out why this calamity has struck them? **They cast lots.**

Jonah 1:4 WHAT calamity did they face? HOW is it described? **A great storm**

(page 24)

WHAT is Jonah doing?

**Sleeping**



*Stormy Seas*

25

Jonah 1:6 WHAT are the captain's instructions to Jonah?

**Get up, call on your god.**

Jonah 1:7 WHAT do the sailors do to find out why this calamity has struck them?

**They cast lots.**

Do you know what a *calamity* is? A calamity is deep trouble or misery. It can be anything that brings great loss or disaster.

WHAT is the calamity the sailors face? HOW is it described in Jonah 1:4?

**A great storm**

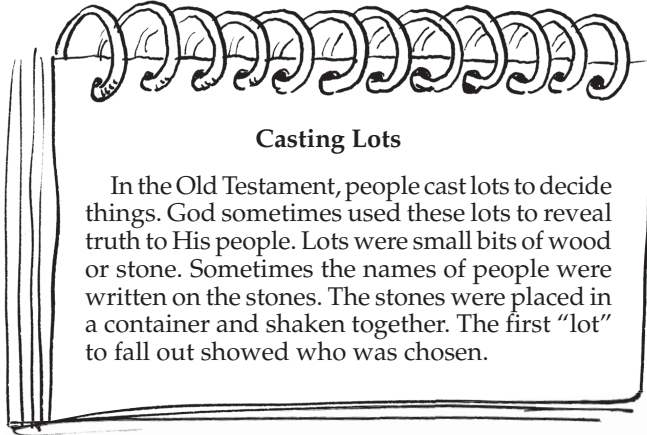
mark storm

(page 25)

The calamity in Jonah 1 was the storm. Did you mark *storm* and *calamity* the same way?

Since the sailors cast lots to find out who was causing this calamity, let's look at Max and Molly's notes to find out what it means to cast lots.

28



## Guided Instruction

28 Read the note "Casting Lots" on page 25.

**Jonah 1:7 WHO did the lot fall on?**  
**Jonah**

**Jonah 1:8 WHAT did the sailors want to know about Jonah?** **Why has this happened? What is your occupation? Where are you from? What is your country? Who are your people?**

**Jonah 1:9 WHAT did Jonah say?** **I am a Hebrew and I fear the Lord God of heaven.**

**Jonah 1:2 WHAT didn't Jonah tell them?** **God told me to go to Nineveh.**

**What lesson can you learn for your life?** **Answer independently.**

26

WEEK ONE

Jonah 1:7 WHO did the lot fall on? **Jonah**

Wow! The storm (the calamity) happened because of Jonah.

Jonah 1:8 WHAT did the sailors want to know about Jonah?

**Why has this happened? What is your occupation?**

**Where are you from? What is your country?**

**Who are your people?**

Jonah 1:9 WHAT did Jonah say?

**I am a Hebrew and I fear the Lord God of heaven.**

Look back at Jonah 1:2. WHAT didn't Jonah tell them?

**God told me to go to Nineveh.**

What a story! Can you believe it? God sent this terrifying storm because Jonah disobeyed Him. WHAT lessons do you learn for your life?

\_\_\_\_\_

\_\_\_\_\_

ffected

## Guided Instruction

**WHO else is affected on the ship? The sailors and the captain**

**29** Read and discuss the questions on pages 27-28 and respond independently.

(page 26)

Think about the storm God sent. Is Jonah the only one affected by this storm?

\_\_\_ Yes  No

WHO else is affected on the ship?

**The sailors and the captain**

Think about these other people. The sailors are afraid. They throw the cargo overboard to lighten the ship. The captain is responsible for the cargo that is now lost.

Do you see how Jonah's disobedience affected other people? When you sin, it doesn't just affect you. When you sin you also

*Stormy Seas*

27

**29**

hurt other people. Can you think of a time when you did something wrong and it hurt someone else? Write out WHAT you did and WHAT happened.

\_\_\_\_\_

\_\_\_\_\_

Jonah says he fears God in verse 9. To fear God is to know God, to trust God, and to respect God. If God tells you to do something, if you fear Him then you listen and obey Him. Does Jonah really fear God since he is disobeying and running away?

\_\_\_\_\_

\_\_\_\_\_

Does Jonah think he can get away with this? \_\_\_\_\_

How about you? Have you ever thought you could do something wrong and you wouldn't get caught?

\_\_\_ Yes \_\_\_ No

WHAT was it? WHAT happened?

\_\_\_\_\_

\_\_\_\_\_

Do you listen to what God tells you in His Word and obey Him?

\_\_\_ Yes \_\_\_ No \_\_\_ Sometimes

Write out one way you obey God.

\_\_\_\_\_

The sailors questioned who Jonah was because he was the reason for the storm. Can people tell you are a Christian by watching you? Or does the way you behave cause others to have doubts about you? For instance...

28

## WEEK ONE

- Do you help others? Name one way you helped someone else.  
\_\_\_\_\_
- Do you watch things you shouldn't watch on TV, at the movies, or on the Internet?  
\_\_\_ Yes \_\_\_ No \_\_\_ Sometimes
- HOW do you speak to your parents and teachers—with respect or with disrespect?  
\_\_\_\_\_
- Are you kind to kids who don't have any friends? Circle the answer that best fits you.
  - a. No—I have my own special friends that I hang out with.
  - b. Sometimes—it depends on my friends and who the kid is.
  - c. Yes—I am friendly and talk to kids who don't have any friends. I invite them to hang out with me.

If your answer was *no* or *sometimes*, change your actions by being kind to someone this week.

From the way you answered all the questions, do your actions show others that you know God?

\_\_\_ Yes \_\_\_ No

Write out WHAT you need to change if your actions don't show you love and obey God.

\_\_\_\_\_

\_\_\_\_\_

All right! You did a fantastic job uncovering the story and applying what you learned to your life. Now don't forget to practice your memory verses!

## Guided Instruction

Practice saying the memory verse.

## Guided Instruction



Ask God to give you direction in this lesson. Ask Him to help you identify important points to write the story.

**30** Turn to page 29 and read “The Deadline Approaches” and “Writing the Story.”

*Stormy Seas*

29



**30**

### THE DEADLINE APPROACHES

“Wow!” Max said to Molly. “I am sooooo excited about all we have uncovered for our first news story. Look at what we have discovered about God, Jonah, and what is happening on the ship. Were you surprised that Jonah’s actions affected everybody on the ship?”

“I sure was. I never thought about that before. Isn’t it cool that God isn’t just using this assignment so we can get a great news story? God is going to use it to teach us how we should live and how important it is for us to obey Him.”

“But we better hurry,” Max replied. “Mr. Chase needs to look at our copy today. We need to talk to God and get on this assignment right away.”

All right! Now that we have prayed, let’s get started. Mr. Chase needs you to write your story so we can go to print. Turn to page 123 and read Jonah 1:1-9.

### WRITING THE STORY

## OBSERVATION WORKSHEETS

(page 123)

### JONAH

#### Chapter 1

- 1 The word of the LORD came to Jonah the son of Amittai saying,
- 2 “Arise, go to Nineveh the great city and cry against it, for their wickedness has come up before Me.”
- 3 But Jonah rose up to flee to Tarshish from the presence of the LORD. So he went down to Joppa, found a ship which was going to Tarshish, paid the fare and went down into it to go with them to Tarshish from the presence of the LORD.
- 4 The LORD hurled a great wind on the sea and there was a great storm on the sea so that the ship was about to break up.
- 5 Then the sailors became afraid and every man cried to his god, and they threw the cargo which was in the ship into the sea to lighten it for them. But Jonah had gone below into the hold of the ship, lain down and fallen sound asleep.
- 6 So the captain approached him and said, “How is it that you are sleeping? Get up, call on your god. Perhaps your god will be concerned about us so that we will not perish.”
- 7 Each man said to his mate, “Come, let us cast lots so we may learn on whose account this calamity has struck us.” So they cast lots and the lot fell on Jonah.

men on Jonah.

8 Then they said to him, "Tell us, now! On whose account has this calamity struck us? What is your occupation? And where do you come from? What is your country? From what people are you?"

9 He said to them, "I am a Hebrew, and I fear the LORD God of heaven who made the sea and the dry land."

id to him

(page 29)

## WRITING THE STORY

The first thing you need to do when writing is to get the readers' attention. That means you need a good headline. A good headline is short. It lets the reader know what the story is about in just a few words. It also needs to grab the reader's attention.

Think about the main thing that happened in Jonah 1:1-9 and write a headline—a few words that describe the main event—at the top of the newspaper on page 30.

WHAT is the weather like, according to Jonah 1:1-9? To make your story even more eye-catching, draw a picture in the weather box on page 30 to show what the weather is like while they are at sea. Then write the story by filling in the blanks on the newspaper.

Oh, and don't forget: Every great news story needs a picture that captures the event for readers. During the time in history

## Guided Instruction

## Guided Instruction

**31** Transfer the format of “Nineveh News Issue 1” to chart-size paper. As students reread Jonah 1:1–9 fill in the chart on page 30.

### NINEVEH NEWS

ISSUE 1

BREAKING NEWS!

(headline) **Jonah Thrown Overboard!**

WEATHER:

**STORMY (draw a picture)**

**Jonah** was commanded by **God** to go to **Nineveh** to **cry** out against it. (**DRAW A PICTURE**) But sources say Jonah fled from **God** by going to **Joppa** to get on a ship headed to **Tarshish**.

Not long after the ship set sail, the **Lord** sent a great **wind**. (storm)

As the waves crashed overboard, the sailors threw the cargo overboard to save the ship. The captain woke Jonah up and told him to call on his God. The sailors decided to cast **lots** to find out why this **calamity** had struck. When the lot fell on **Jonah**, the sailors asked him many questions. Jonah told them, “I am a Hebrew, and I fear the **Lord God** of heaven who made the sea and dry land.”

30

WEEK ONE

that Jonah lived, they didn’t have cameras so they had to draw pictures. Draw a picture in the box on your newspaper to show the main event that happens in Jonah 1:1-9. You need just the right shot to get your readers’ attention.

**31**

## NINEVEH NEWS

ISSUE 1

**STORMY**  
(draw a picture)

Weather

**BREAKING NEWS!**

**Jonah Thrown Overboard!**

(Put your headline here)

**Jonah** was commanded  
WHO (Jonah 1:1)  
by **God** to go to **Nineveh**  
WHOM (Jonah 1:1) WHERE (Jonah 1:2)  
to **cry** out against it.  
WHAT (Jonah 1:2)

But sources say Jonah fled from

**God** by going to **Joppa**  
WHOM (Jonah 1:3) WHERE (Jonah 1:3)

to get on a ship headed to

**Tarshish**.  
WHERE (Jonah 1:3)

Not long after the ship set  
sail, the **Lord** sent a great  
WHO (Jonah 1:4)  
**wind**. (storm)  
WHAT (Jonah 1:4)

As the waves crashed over-  
board, the sailors threw the cargo  
overboard to save the ship. The  
captain woke Jonah up and told  
him to call on his God. The sailors

**DRAW A  
PICTURE**

decided to cast **lots** to find  
WHAT (Jonah 1:7)  
out why this **calamity** had  
WHAT (Jonah 1:7)  
struck. When the lot fell on  
**Jonah**, the sailors asked  
WHOM (Jonah 1:7)  
him many questions. Jonah told  
them, “I am a Hebrew, and I fear  
the **Lord God** of heaven  
WHOM (Jonah 1:9)  
who made the sea and dry land.”

Stormy Seas

31

Congratulations! We are ready to print!

You have just published your first edition of the *Nineveh News*. What a story! Our readers can't wait to find out what happens next.

Now, say your memory verses out loud to a grown-up.

WHAT evidence did you see in Jonah 1:1-9 that the LORD God does as He pleases?

Isn't God awesome?

32

### "EXTRA! EXTRA!"

Mr. Davis is so proud of all your hard work at writing your first newspaper story that he would like to give you a bonus—something extra that is fun to do. That's why we call it "Extra! Extra!"

Why don't you act out your amazing news story for your friends, family, school, or church? Max and Molly are acting out their story with the kids at church. They want to share some of their creative ideas with you. You can use some of their ideas or come up with your own to act out your story.

#### Max and Molly's Ideas

Make two signs like arrows—one to point the way to Nineveh and one for Tarshish. Use a rubber boat, a small swimming pool, or a big cardboard box for your ship. Get some medium cardboard boxes or shoe boxes to use as cargo on the ship.

You can use a blue plastic tablecloth for your stormy sea. Have two kids stand at each end of the plastic tablecloth and snap and wiggle it to imitate the storm.

WHAT will the rain sound like?

HOW can you make the wind noises?

Wake Jonah up and cast lots by putting some rocks in a cup and shaking them until one falls out to discover who is causing the storm.

Be creative and have fun!

## Guided Instruction

Say the memory verse aloud to a grown-up.

**WHAT evidence did you see in Jonah 1:1–9 that the Lord God does as He pleases? Lead a discussion.**

**32** Read "EXTRA! EXTRA!" And "Max and Molly's Ideas" on page 31.

Set up a station in the room to complete the project.

Good job! God notices your perseverance and is pleased.

If you are a classroom teacher you may want to give your students a quiz on their memory verse. There is also a quiz on Week One on page 138 to check the memory and understanding.

If you are a Sunday School teacher this is a great time to review the whole week by playing a game like *M&M® Draw* on page 148.

## D4Y “Wrong Way, Jonah!” Quizzes

### Week 1: Stormy Seas

1. What came to Jonah?
  - a. The Word of the Lord
  - b. A vision
  - c. Another prophet
  - d. A nightmare
2. Where did the Lord tell Jonah to go?
  - a. Nineveh
  - b. Joppa
  - c. Tarshish
  - d. Jerusalem
3. Why did God want Jonah to go to Nineveh?
  - a. To see a friend
  - b. To preach coming judgment on wickedness
  - c. To pray with leaders
  - d. To help the poor
4. Why did Jonah want to go to Tarshish?
  - a. To meet a friend
  - b. To take a vacation
  - c. To flee from God
  - d. To be obedient
5. What was Jonah's sin?
  - a. Sleeping on board ship
  - b. Fleeing from God
  - c. Lying to the captain
  - d. Jumping overboard
6. What did the sailors do?
  - a. Cast lots
  - b. Ignored Jonah
  - c. Befriended Jonah
  - d. Rowed out to sea
7. The sailors became \_\_\_\_\_.
  - a. Sleepy
  - b. Hungry
  - c. Frightened
  - d. Seasick
8. What did Jonah tell the sailors to do?
  - a. Protect him
  - b. Pray with him
  - c. Row to land
  - d. Throw him overboard
9. What did the Lord do when Jonah tried to flee from Him?
  - a. Hurlled a great wind
  - b. Helped the sailors
  - c. Calmed the sea
  - d. Let Jonah go where he wanted to go
10. What was the calamity?
  - a. A pirate attack
  - b. Overweighted cargo
  - c. A great storm
  - d. An undersea earthquake

#### Memory Verse

Psalm 135:5-6

“For I know that the Lord is great and that our Lord is above all gods. Whatever the Lord pleases, He does, in heaven and in earth, in the seas and in all deeps.”