

TEACHER GUIDE

Elizabeth A. McAllister, Ed. D.

JESUS–AWESOME POWER, AWESOME LOVE TEACHER GUIDE

Published by Precept Ministries of Reach Out, Inc.

P. O. Box 182218

Chattanooga, TN 37422

ISBN 978-1-888655-39-1

All Scripture quotations, unless otherwise indicated, are taken from the *NEW AMERICAN STANDARD BIBLE*® (NASB) Copyright © 1960, 1962, 1963, 1968, 1971, 1972, 1973, 1975, 1977, 1995 by the Lockman Foundation. Used by permission. (www.lockman.org)

D4Y Teacher Guides were made possible by the generous gift of a long-time friend of Precept Ministries.

Author Photo and Cover by John Phillips

Graphics Design by Michele Walker

Copyright © 2013 Precept Ministries International

All rights reserved. No part of this publication may be reproduced or transmitted in any form or by any means, electronic or mechanical, including photocopying, recording, or any information storage and retrieval system, without the prior written permission of the publisher.

Printed in the United States of America

Precept, Precept Ministries International, Precept Ministries International the Inductive Bible Study People, the Plumb Bob design, Precept Upon Precept, In & Out, Sweeter than Chocolate!, Cookies on the Lower Shelf, Precepts For Life, Precepts From God's Word and Transform Student Ministries are trademarks of Precept Ministries International.

JESUS-AWESOME POWER, AWESOME LOVE

TEACHER GUIDE

TABLE OF CONTENTS

Introduction 4

Weekly Chapters

Discover 4 Yourself Contents 9

Week One, Not Just Special Effects! 11

Week Two, A Grand Entrance 34

Week Three, Come! Celebrate the Feasts! 56

Week Four, Love in Action..... 76

Week Five, A Movie with a Message..... 91

Week Six, The Vine and the Branches 106

Week Seven, The Closing Scene 124

Quizzes and Final Exam

Quiz Week 1 141

Quiz Week 2 142

Quiz Week 3 143

Quiz Week 4 144

Quiz Week 5 145

Quiz Week 6 146

Quiz Week 7 147

Final Exam..... 148

Answer Key, Quizzes and Final Exam..... 151

Games

The Matching Game 152

M&M® Draw..... 153

5W and H Game 154

Get Connected 155

JESUS—AWESOME POWER, AWESOME LOVE

TEACHER GUIDE

Introduction

Thank you for selecting this Bible study for your child and/or class. Leading children to read, observe, interpret, and apply the Bible for themselves offers them a bridge from hearsay to real truth. As they learn to be comfortable with the idea that they can read the Bible, they will take the task seriously.

The Discover 4 Yourself series is designed to lead young students through the process of inductive study: question, question, question, search, think, understand, and apply. They will be comfortable with this process only after you prove that the possibility is within their reach.

JESUS—AWESOME POWER, AWESOME LOVE covers John 11–16 and also the Jewish Feasts. Students will be involved with many interesting and entertaining activities that will lead them deeper into inductive study.

In preparation for leading **JESUS—AWESOME POWER, AWESOME LOVE** please work through each “Day” on your own before consulting the Teacher Guide. Since this is an Inductive Bible Study, your teaching will be more effective if you do the work first and God reveals His truth to you.

Whether you’re homeschooling a child, teaching a Sunday school class, teaching in a Christian school, or simply using these studies for your child’s quiet time or family Bible study, this Teacher Guide will show you how to clearly and carefully lead each child through Inductive Bible study. We offer suggestions to guide you step-by-step. *Instructional Strategies* explains why certain activities are used throughout the book. Choose the activities that best fit your situation.

Homeschooling Parents and Family Bible Study

We suggest you do one “Day” per day unless it’s too much for your child’s reading and/or writing skills. You can work with your child and discuss what you learn together or let him/her work independently, saving discussion times for later.

You may want to join or create a homeschool group that meets once a week to do these studies. The teacher will assign a week of homework in class. The following week the teacher will lead the students to discuss what they discovered, how to apply it, and to work on any creative elements included in the study or play a game to review what they have learned.

Sunday School Teachers

To use these studies in a weekly Sunday school class we suggest you do one “Day” together with your children each week in class, since you will have children from different backgrounds, even some from families that are not members of or even regularly attend a church.

Each Sunday briefly review the prior Sunday’s work to put them in context for the next day of study in their book. After completing a week in the book you may want to have a “Game Time Sunday” to review the material before you move on to the next week. Game time makes learning fun for children and shows you the extent to which they understand what they learned.

You can keep the books at church and have the children take home verses on index cards or pieces of paper to memorize.

Classroom Teachers

Generally, classroom teachers face many different learning abilities within their groups. It is important for you to understand these different learning abilities so that you can meet each child where he or she is so that no one is left behind during the process.

It is important for you to bring in *schemata* (background information) for students to draw on. If you tie studies to something children already know, they will grasp the lessons clearly.

Grasp is also affected by *metacognition*—the ability to monitor understanding of the text. Students must be able to perform several functions to develop metacognitive control over reading and understanding. He or she must be able to:

1. Ask first, “What do I already know about this topic?” then, “Do I have enough information to understand this text?” Answers to these questions will directly influence the use of the inductive method.
2. Identify the purpose for reading each selection.
3. Focus on particular information.
4. Monitor understanding by recalling background knowledge and relating it to the context by asking questions like: “How am I doing?” “Am I keeping the big picture in mind?” “Am I bogged down?” “If so, how do I fix it—reread the passages or ask for help?” (Nothing wrong with the latter.)
5. Evaluate understanding of the context by asking, “What did I learn?” With respect to Inductive Bible Study, “How do I apply this information?”

Instructional Strategies

Writing as a response reinforces learning and so this method is prevalent in these books. Encourage students to share ideas and insights with you and other students.

Reading is the highest intellectual activity of the human experience. More sectors of the brain are active than in other endeavors including mathematics and flying an airplane. It's the most totally interactive processing of information, even when children are reading Mother Goose.

Take time for students to read aloud with a friend. Reading *out loud* and listening promote interactions between the brain's left and right hemispheres and activate little-used pathways. Reading *silently* activates a much smaller part of the brain.

Give students a chance to express themselves at every opportunity. This forces them to retrieve information stored in their *schemata* (background knowledge) for application to new information. What better opportunity is there than to *inductively* look at curriculum and context?

You will notice that you are asked to read some content aloud as students follow along. This frees unsure readers to focus on context rather than decoding strategies. By doing this, you will remove stumbling blocks to understanding; otherwise, reluctant readers will be convinced that inductive study is impossible for them—the last thought you want to instill!

We have included weekly quizzes with memory verses and also multiple-choice questions that will force students to think about what they have learned. Based on how they answer these questions, you will know whether they have grasped the material adequately.

In view of this sparse introduction to learning requirements for success, it's important that you apply strategies that lead students to develop the ability to self-monitor understanding of context each step of the way. These **Teacher Guides** offer suggestions to assure that students, regardless of their abilities, will learn to read the Bible with understanding as you lead them, step-by-step, through the Inductive Study Method.

Discover 4 Yourself Objectives

The Discover 4 Yourself series objectives are not the same as the behavioral objectives of general subject matter. The books contain outstanding biblical subjects of course, but they are written *primarily* to be a tool for young students to learn the Inductive Bible Study Method.

Playing an instrument well requires repetition and application of skills learned. Similarly, effective study is developed by repeated practice and good role modeling of an outstanding study method. Accordingly these **Teacher Guides** contain global objectives for the student *and the teacher*.

We'll start with the teacher.

Discover 4 Yourself Teacher Guide Objectives

- ✓ To help the teacher identify students' metacognitive needs as they read texts.
- ✓ To show the teacher how to model use of the Inductive Study Method so students will be able to apply the techniques independently when studying God's Word.
- ✓ To offer the teacher effective teaching strategies to assure that students succeed when they study the Bible.

Discover 4 Yourself Student Workbook Objectives

- ✓ To learn how to read, observe, and interpret the Bible for themselves.
- ✓ To practice this method independently within an encouraging environment.

Scripture quotations in this book are taken from the New American Standard Bible, © 1960, 1962, 1963, 1968, 1971, 1972, 1973, 1975, 1977, 1995 by The Lockman Foundation. Used by permission.

Illustrations by Steve Bjorkman

Cover by Left Coast Design, Portland, Oregon

DISCOVER 4 YOURSELF is a registered trademark of the Hawkins Children's LLC. Harvest House Publishers, Inc., is the exclusive licensee of the federally registered trademark DISCOVER 4 YOURSELF.

Discover 4 Yourself® Bible Studies for Kids

JESUS-AWESOME POWER, AWESOME LOVE

Copyright © 2000 by Precept Ministries International

Published by Harvest House Publishers

Eugene, Oregon 97402

www.harvesthousepublishers.com

ISBN 978-0-7369-0144-4 (pbk.)

ISBN 978-0-7369-3603-3 (eBook)

All rights reserved. No part of this publication may be reproduced, stored in a retrieval system, or transmitted in any form or by any means—electronic, mechanical, digital, photocopy, recording, or any other—except for brief quotations in printed reviews, without the prior permission of the publisher.

Printed in the United States of America

2

(page 3)

CONTENTS

Coming to a Theater Near You!
A Bible Study *You* Can Do!

1. Not Just Special Effects!	5
2. A Grand Entrance	23
3. Come! Celebrate the Feasts!	39
4. Love in Action	61
5. A Movie with a Message	75
6. The Vine and the Branches	89
7. The Closing Scene	103
Puzzle Answers	117
Observation Worksheets	123



Guided Instruction

1 Give a copy of *Jesus–Awesome Power, Awesome Love* to each student.

2 Together turn to the CONTENTS page and lead students through a quick overview of the book. Point out the structure of each chapter, noting that there will be a lesson and activities to do each day for five days. Point out the structure of each chapter, noting that there will be a lesson and activities to do each day for five days.

“Not Just Special Effects!” 5

You are going to continue filming the life of Jesus. The script was written by God Himself. You will begin the second part of the story from John 11. Jesus will perform another miracle when He brings Lazarus back to life.

“A Grand Entrance” 23

John 12 contains many suspenseful episodes in the life of Jesus. The plot thickens as Jesus meets opposition and threats to His life. One of His own disciples will betray Him because of greed.

“Come! Celebrate the Feasts!” 39

In Jesus' time, people celebrated God's merciful deliverance through feasts, or holy days, every year. You will learn about seven feasts of the Jewish people. These feasts are still celebrated.

“Love in Action” 61

Every story production must have props and sets. You will find Jesus setting an example for us to follow in John 13. He will be betrayed by one disciple and denied by another. That has to hurt.

“A Movie with a Message” 75

In John 14, you will meet a new person of the Trinity, the Holy Spirit who lives in everyone who believes in Jesus as the Christ. You will refine the screenplay to show Jesus preparing His disciples for His departure. He will never leave you nor forsake you.

“The Vine and the Branches” 89

In John 15 you will learn of the vine, the vinedresser, and the branches. God is the vinedresser. Jesus is the vine. Who do think the branches are? Jesus gives you some awesome truths to hold onto forever.

“The Closing Scene” 103

It is time to shoot the closing scenes of your movie. You will delve into John 16 to better understand the awesome power and love of Jesus Christ for you. This is an emotional story when you realize that Jesus “spoke these things” so that you would understand His love and protection.

3 After leading students through an overview of the Contents, turn to “Not Just Special Effects” on page 5 and begin the lessons for Day 1.

Guided Instruction

(page 4)

4

COMING TO A THEATER NEAR YOU!

A BIBLE STUDY YOU CAN DO!

Hey! Did you know that a blockbuster movie is in production right in your own neighborhood? We need all kinds of help! There’s definitely a place for you on the set.

We know you may have experience as a director from *Jesus in the Spotlight*, a film that featured the early part of Jesus’ life and ministry. Now, due to popular demand, we’re filming the sequel, *Jesus—Awesome Power, Awesome Love*, the second part of this exciting story. Even if this is your first time on a movie set, we know you’ve got what it takes. In fact, each week we’ll find a different place for you on the film crew.

The book you’re holding is designed to help you capture on film the heart of the story—and understand what it means

for you! It’s called an inductive Bible study. That word *inductive* means that this Bible study is set up to help you discover what the book of John means. Instead of reading what someone else says the story means, you’ll look at the Bible passages and figure it out for yourself.

Let’s get those cameras rolling!

The Producers



1



JOHN 11

5

Many actors think no one on the set is as important as their makeup artist. That just may be true this week as we film a very spectacular scene. Are you up for the challenge? We know you'll do a great job! Now, *quiet on the set*, and let's get started....



5

Guided Instruction

WEEK 1



Before starting Lesson 1, pray with the students for God's guidance during this study.

4 Read aloud "Coming to a Theater Near You! A Bible Study You Can Do!" as students follow along. This information clearly explains "Inductive Bible Study."

5 Have the students read pages 5 and 6.

Guided Instruction

6 Read John 20:30–31.

7 Answer the questions on pages 6-7

Why did John write about Jesus’ life? Have each student underline the words in context that provide the answer.

John 20:31 but these have been written so that you may believe that Jesus is the Christ, the Son of God; and that believing you may have life in His name.

According to John 20:30, has John recorded all the signs or miracles that Jesus performed? Yes or No

What part of the verse tells you? Underline it.

John 20:30 Therefore many other signs Jesus also performed in the presence of the disciples, which are not written in this book;

What did John want his readers to believe after reading his book? Believe that Jesus is the Christ, the Son of God

WHAT happens when a person believes this? May have life in His name

6

WEEK ONE



PASS THE POPCORN!

Praying is a great way to start a day on the set. Take a minute to ask God to help you understand His Word—and try to do that every time you open your Bible. In a few weeks, praying before you read the Bible just may become a wonderful habit. Now “why did John write about Jesus’ life”—and why is it worth our effort to make it into a movie? John himself tells us.

7

6 Read John 20:30-31:

30 Therefore many other signs Jesus also performed in the presence of the disciples, which are not written in this book;

31 but these have been written so that you may believe that Jesus is the Christ, the Son of God; and that believing you may have life in His name.

According to John 20:30, has John recorded all the signs or miracles that Jesus performed? Yes or No (circle one)

What part of the verse tells you? Underline it.

WHAT did John want his readers to believe after reading his book?

Believe that Jesus is the Christ, the Son of God

Not Just Special Effects!

7

John 20:31 WHAT happens when a person believes this? Circle the answer in the verse or write it out below.

May have life in His name.

When a director plans a movie, he first creates storyboards.

OBSERVATION WORKSHEETS

(page 123)

The Gospel of John

Chapter 11

- 8** 1 Now a certain man was sick, Lazarus of Bethany, the village of Mary and her sister Martha.
- 2 It was the Mary who anointed the Lord with ointment, and wiped His feet with her hair, whose brother Lazarus was sick.
- 3 So the sisters sent *word* to Him, saying, "Lord, behold, he whom You love is sick."
- 4 But when Jesus heard *this*, He said, "This sickness is not to end in death, but for the glory of God, so that the Son of God may be glorified by it."
- 5 Now Jesus loved Martha and her sister and Lazarus.
- 6 So when He heard that he was sick, He then stayed two days *longer* in the place where He was.
- 7 Then after this He said to the disciples, "Let us go to Judea again."
- 8 The disciples said to Him, "Rabbi, the Jews were just now seeking to stone You, and are You going there again?"
- 9 Jesus answered, "Are there not twelve hours in the day? If anyone walks in the day, he does not stumble, because he sees the light of this world.
- 10 "But if anyone walks in the night, he stumbles, because the light is not in him."
- 11 This He said, and after that He said to them, "Our friend Lazarus has fallen asleep; but I go, so that I may awaken him out of sleep."
- 12 The disciples then said to Him, "Lord, if he has fallen asleep, he will recover."
- 13 Now Jesus had spoken of his death, but they thought that He was speaking of literal sleep.
- 14 So Jesus then said to them plainly, "Lazarus is dead,
- 15 and I am glad for your sakes that I was not there, so that you may

Guided Instruction

- 8** Turn to the John 11 on page 123 and read John 11:1–37 aloud as students follow along.

Guided Instruction

124 OBSERVATION WORKSHEETS

- 8** believe; but let us go to him.”
- 16 Therefore Thomas, who is called Didymus, said to *his* fellow disciples, “Let us also go, so that we may die with Him.”
- 17 So when Jesus came, He found that he had already been in the tomb four days.
- 18 Now Bethany was near Jerusalem, about two miles off;
- 19 and many of the Jews had come to Martha and Mary, to console them concerning *their* brother.
- 20 Martha therefore, when she heard that Jesus was coming, went to meet Him, but Mary stayed at the house.
- 21 Martha then said to Jesus, “Lord, if You had been here, my brother would not have died.
- 22 “Even now I know that whatever You ask of God, God will give You.”
- 23 Jesus said to her, “Your brother will rise again.”
- 24 Martha said to Him, “I know that he will rise again in the resurrection on the last day.”
- 25 Jesus said to her, “I am the resurrection and the life; he who believes in Me will live even if he dies,
- 26 and everyone who lives and believes in Me will never die. Do you believe this?”
- 27 She said to Him, “Yes, Lord; I have believed that You are the Christ, the Son of God, *even* He who comes into the world.”
- 28 When she had said this, she went away and called Mary her sister, saying secretly, “The Teacher is here and is calling for you.”
- 29 And when she heard it, she got up quickly and was coming to Him.
- 30 Now Jesus had not yet come into the village, but was still in the place where Martha met Him.
- 31 Then the Jews who were with her in the house, and consoling her, when they saw that Mary got up quickly and went out, they followed her, supposing that she was going to the tomb to weep there.
- 32 Therefore, when Mary came where Jesus was, she saw Him, and fell at

(page 125)

- 8** His feet, saying to Him, “Lord, if You had been here, my brother would not have died.”
- 33 When Jesus therefore saw her weeping, and the Jews who came with her *also* weeping, He was deeply moved in spirit and was troubled,
- 34 and said, “Where have you laid him?” They said to Him, “Lord, come and see.”
- 35 Jesus wept.
- 36 So the Jews were saying, “See how He loved him!”
- 37 But some of them said, “Could not this man, who opened the eyes of the blind man, have kept this man also from dying?”

(page 7)

When a director plans a movie, he first creates storyboards. A storyboard is a rough sketch of each main scene, and today those sketches will help you know what kind of makeup you'll need. Read John 11. In the spaces below, draw a picture or write a short description of each of the following scenes from John 11. Then, below the box, give each scene a title that focuses on the main event (we've done the first as an example).



JOHN 11:1-37:

Jesus' Friend Lazarus Dies



10

JOHN 11:38-44:

Jesus Raises Lazarus from the Dead



JOHN 11:45-57:

Guided Instruction

9 The title for the first sketch is shown on page 7. Let them draw a storyboard sketch in the first box.

10 Have students return to John 11:38–44. Read these verses aloud and ask them to draw a sketch and title the picture.

Jesus Raises Lazarus from the Dead

(page 125)

10 38 So Jesus, again being deeply moved within, came to the tomb. Now it was a cave, and a stone was lying against it.

39 Jesus said, "Remove the stone." Martha, the sister of the deceased, said to Him, "Lord, by this time there will be a stench, for he has been *dead* four days."

40 Jesus said to her, "Did I not say to you that if you believe, you will see the glory of God?"

41 So they removed the stone. Then Jesus raised His eyes, and said, "Father, I thank You that You have heard Me.

42 "I knew that You always hear Me; but because of the people standing around I said it, so that they may believe that You sent Me."

43 When He had said these things, He cried out with a loud voice, "Lazarus, come forth."

44 The man who had died came forth, bound hand and foot with wrappings, and his face was wrapped around with a cloth. Jesus said to them, "Unbind him, and let him go."

Guided Instruction

11 Read John 11:45–57 aloud and ask them to draw a sketch and add a title for the picture. **Plans to Kill Jesus**

(page 125)

45 Therefore many of the Jews who came to Mary, and saw what He had done, believed in Him.

46 But some of them went to the Pharisees and told them the things which Jesus had done.

47 Therefore the chief priests and the Pharisees convened a council, and were saying, "What are we doing? For this man is performing many signs.

48 "If we let Him go on like this, all men will believe in Him, and the Romans will come and take away both our place and our nation."

49 But one of them, Caiaphas, who was high priest that year, said to them, "You know nothing at all,

50 nor do you take into account that it is expedient for you that one man die for the people, and that the whole nation not perish."

51 Now he did not say this on his own initiative, but being high priest that year, he prophesied that Jesus was going to die for the nation,

52 and not for the nation only, but in order that He might also gather together into one the children of God who are scattered abroad.

53 So from that day on they planned together to kill Him.

54 Therefore Jesus no longer continued to walk publicly among the Jews, but went away from there to the country near the wilderness, into a city called Ephraim; and there He stayed with the disciples.

55 Now the Passover of the Jews was near, and many went up to Jerusalem out of the country before the Passover to purify themselves.

56 So they were seeking for Jesus, and were saying to one another as they stood in the temple, "What do you think; that He will not come to the feast at all?"

57 Now the chief priests and the Pharisees had given orders that if anyone knew where He was, he was to report it, so that they might seize Him.

126 OBSERVATION WORKSHEETS

(page 7)



JOHN 11:45-57:

Plans to Kill Jesus

8

WEEK ONE

We're going to memorize important verses like the one that follows. It's important to remember the storyline of your script (and Gods Word)!

12

NOW SHOWING!

I am the resurrection and the life; he who believes in Me will live even if he dies, and everyone who lives and believes in Me will never die.

— John 11:25-26

Write this verse on an index card and read it aloud three times a day. Then try to say it without looking. Have it memorized by the end of the week. This week your verse is John 11:25-26. So grab an index card and get started. Memorizing verses will help you keep in mind the awesome power and awesome love you can have in your life.

Guided Instruction

12 Highlight John 11:25–26 in yellow and copy it onto an index card. This is the memory verse for this chapter. Put it into your heart. The Gospel is contained in these few words.

“I am the resurrection and the life; he who believes in Me will live even if he dies, and everyone who lives and believes in Me will never die.”

John 11:25–26

Guided Instruction



Pray for God's enlightenment while delving deeper into John 11:1-16.

13 Read "Scan the Script!" on pages 8 and 9 about Key Words. Copy the key word markings on pages 9 and 10 to an index card to use as a Key Word Bookmark throughout the study. Students will be adding to this bookmark in future lessons.

Death (die, dies) (draw a black tombstone)

Believe (believes) (color it blue)

Life (color it blue and box it in green)

Resurrection (rise again) (draw a tombstone with an arrow pointing up)

Love (draw a red heart)

Sign (s) (draw a stop sign outline)

Passover (Feast) (Draw a green clock over it, since it tells WHEN something was happening)

WHERE (double-underline in green words that denote place)

WHEN (draw a green clock over words that denote time)

(page 8)




help you keep
awesome love you can have in your life.



SCAN THE SCRIPT!

With your sense of color and style, a creative makeup artist like you will be great at today's project. Grab your colored pencils. You'll need them as you find *key words*.

What are key words? They are words that unlock the meaning of Scripture by showing what is most important. Marking key words will help you figure out what the Bible is teaching. (Daily prayer helps, too!)

-  Key words are usually used over and over again.
-  Key words are important.
-  Key words are used by the writer for a reason.

Not Just Special Effects!

9

Now turn to pages 123-138. We call those pages "Observation Worksheets," and that's where you'll study the script and mark each key word in a special way.

Today you'll read John 11:1-16 and look for the key words listed below.

Every time you find a key word, mark or color it in a special way. Use different colors (they're easier to spot) or different symbols. You can use our colors and symbols or make up your own (keep them simple!). Once you've decided how to mark a key word, use that same mark every time you find the word in the book of John. Get an index card or a piece of paper and write each key word below on it. This will be your bookmark.

Later on we'll ask you to mark these words (the ones on your bookmark) again.

(page 9)

15

death/die/dies (you could draw a black tombstone)



believe/believes (you could color it blue)

life (color it blue and box it in green)



resurrection/rise again



love (red heart)



sign (s)




Passover (Feast) (This tells us WHEN something was happening in the same way that we know Christmas is on the same day and month every year.)



10

WEEK ONE

By the way, if you see any *time* words that tell you WHEN, mark them with a green clock like this: . Look at John 11:6 and mark “two days” like this: two days.

If you see any words that tell you WHERE, double underline them in green. Then look at the map on page 15 and see if you can find that place. For example, “Bethany” in John 11:1.

This week’s memory verse contains some key words, doesn’t it? Marking them on your index card may help you learn the verses. Now before you clear the set for the day, read John 11:25-26 three times aloud.



Guided Instruction

14 Turn to page 123. Read John 11:1–16 aloud as students follow along. If you are teaching in a classroom and have an overhead projector, make a transparency of your Observation Worksheet for a visual aid. You may want to blow it up to poster size and hang it on a wall and then have your students call each key word out loud as you read it and mark it together—you on the transparency and they in their books. If you’re skilled at PowerPoint and have time, you can import an Observation Worksheet then select symbols from PP’s palette or elsewhere, color them, place them over the words, and even animate them—bring them in one at a time.

15 Mark the key words on your memory verse card.

Practice memorizing the memory verse. Read it aloud three times.

Guided Instruction

(page 123)

OBSERVATION WORKSHEETS


The Gospel of John

Chapter 11

1 Now a certain man was sick, Lazarus of Bethany, the village of Mary and her sister Martha.

2 It was the Mary who anointed the Lord with ointment, and wiped His feet with her hair, whose brother Lazarus was sick.

3 So the sisters sent *word* to Him, saying, "Lord, behold, he whom You  love is sick."

4 But when Jesus heard *this*, He said, "This sickness is not to end in death, but for the glory of God, so that the Son of God may be glorified by it." 

5 Now Jesus  loved Martha and her sister and Lazarus.

6 So when He heard that he was sick, He then stayed two days  longer in the place where He was.

7 Then after this He said to the disciples, "Let us go to Judea again."

8 The disciples said to Him, "Rabbi, the Jews were just now seeking to stone You, and are You going there again?"

9 Jesus answered, "Are there not twelve  hours in the day? If anyone walks in the day, he does not stumble, because he sees the light of this world.

10 "But if anyone walks in the night, he stumbles, because the light is not in him."

11 This He said, and after that He said to them, "Our friend Lazarus has fallen asleep; but I go, so that I may awaken him out of sleep."

12 The disciples then said to Him, "Lord, if he has fallen asleep, he will recover."

13 Now Jesus had spoken of his death, but they thought that He was speaking of literal sleep. 

14 So Jesus then said to them plainly, "Lazarus is dead, 

15 and I am glad for your sakes that I was not there, so that you may

believe; but let us go to him."

(page 124)

16 Therefore Thomas, who is called Didymus, said to *his* fellow disciples, "Let us also go, so that we may die with Him." 



(page 10)

SAY "WHAT?"—AND WHO, WHEN, WHERE, WHY, AND HOW

16

The Gospel of John is a biography. That's a book written by one person about another person's life. You would be surprised by how much you can learn when you read a biography by asking the 5 W's and an H questions: WHO, WHAT, WHERE, WHEN, WHY, and HOW.

Asking WHO helps you find out who the characters—the people—are in a story.

WHAT helps you understand what the characters are like and what they do.

WHERE lets you learn where something happened, where people went, and where things were said.

WHEN asks questions like "When did this event happen?" When tells us about time. Therefore it's very important. So watch for days, months, years, or yearly events (like you watch for Christmas every year!).

WHY questions are ones like "Why did he say that?" and "Why did this happen?"

(page 11)

HOW lets you figure out things like how something was done and how people knew something had happened.

And the answers to all these questions are right in God's Word! When you study the Bible, you want to look for the most obvious things first. In a biography that's people, isn't it?

Let's see how some of these six questions help us understand the beginning of John 11. Read John 11:1-16. We'll begin with WHO.

17

John 11:1 WHO is introduced in this verse? What's his name?

Lazarus

WHERE does he live? (Remember, when you find something that tells you where, double underline it in green like this.

Bethany

John 11:3 WHAT news does Jesus receive?

He whom You love is sick.

Guided Instruction



Pray with the students before beginning today's lesson. Here they will get into the meat of John 11 and search for meanings using 5W and H questions.

16

Read "Say 'What?'—and Who, When, Where, Why, and How" on page 10.

17

Return to John 11 and read verses 1–15 to answer the questions on pages 11 and 12.

John 11:1 WHO is introduced? Lazarus

John 11:3 WHERE does he live? Bethany

John 11: 3 WHAT news does Jesus receive? He whom You love is sick.

Guided Instruction

WHO sent the message? John 11:1, 3
Mary and Martha, Lazarus's sisters

John 11:6 WHAT does Jesus do when He hears the news? Jesus stayed where He was.

John 11:6 HOW long does He stay there? 2 days

John 11:8 WHY don't the disciples want Jesus to go to Judea? Jews are seeking to stone Him.

John 11:15 WHY is Jesus glad that He wasn't with Lazarus when he died? So that they may believe

18 With a buddy (assign everyone a buddy to practice with), practice saying the memory verses, John 11:25–26.

(page 11)

17

WHO sent the message?

John 11:1, 3 Mary and Martha, Lazarus's sisters

John 11:6 WHAT does Jesus do when He hears the news?

Jesus stayed where He was.

(page 12)

How long does He stay there? 2 days

John 11:8 WHY don't the disciples want Jesus to go to Judea where Bethany is?

Jews are seeking to stone Him.

John 11:15 WHY is Jesus glad that He wasn't with Lazarus when he died?

So that they may believe

Let's get this straight. Jesus' good friend Lazarus was seriously ill—and He didn't hurry to help? And after Lazarus died, Jesus even said He was glad He hadn't been with His friend? And then Jesus headed to Bethany even though the Jews were trying to kill Him. Do you think Jesus is up to something big?

PICTURE THIS!

When a person died in Jesus' day, the body was washed and then wrapped in a linen cloth. A linen square was wrapped around the head. Aloes (juice from a plant used for medicine) and myrrh (an expensive and fragrant perfume) were often placed between the folds of the linen. The two men who prepared Jesus' body for burial had about a hundred pounds of a myrrh and aloe mixture (John 19:39). Wow! Imagine trying to stand up and walk with all this wrapped around you!

Good work! Now take a minute or two to read your memory verse aloud before you call it a day.

(page 8)

18

I am the resurrection and the life; he who believes in Me will live even if he dies, and everyone who lives and believes in Me will never die.

— John 11:25-26

Guided Instruction



Pray for God to open His message to you. Always know that God is with you every step of the way. He is pleased with your diligence

19 Read "What's Happenin'?" on page 13.

20 Turn to page 124. Read John 11:17-44 aloud using your Observation Worksheet visual aid as students follow along and call out each key word. Then mark them together as we noted on p. 19. Add margin notes beside the selected verses.

Death (die, dies) (draw a black tombstone)

Believe (believes) (color it blue)

Life (color it blue and box it in green)

Resurrection (rise again) (draw a tombstone with an arrow pointing up)

Love (draw a red heart)

Sign (s) (draw a stop sign outline)

Passover (Feast) (Draw a green clock over it, since it tells WHEN something was happening)

WHERE (double-underline in green words that denote place)

WHEN (draw a green clock over words that denote time)

John 11:17 Lazarus in the tomb 4 days

John 11:20-21 Martha meets Jesus and talks with Him.

(page 13)



19

WHAT'S HAPPENIN'?

The plot thickens as Jesus heads to the home of His friends Mary and Martha whose brother Lazarus has just died. These actresses will need your makeup expertise! We need swollen, puffy eyes for the grieving sisters. More important, we need answers to questions like "What kind of welcome could Jesus expect from them?" and "What kind of help could He offer at this point?" We'll learn the answers to these questions—and more!—by answering other 5W's-and-an-H questions.



First, pray and ask God to be with you as you study the Bible. Then open your Bible to John 11:17-44 or turn to pages 124-125 of your Observation Worksheets. Read the passage and mark the key words from your key-word bookmark. Don't forget to mark time with a green clock, and double underline in green villages, cities, or important places.

(page 124)

20

Martha meets Jesus and talks with Him. Lazarus in the tomb 4 days

17 So when Jesus came, He found that he had already been in the tomb four days.

18 Now Bethany was near Jerusalem, about two miles off;

19 and many of the Jews had come to Martha and Mary, to console them concerning *their* brother.

20 Martha therefore, when she heard that Jesus was coming, went to meet Him, but Mary stayed at the house.

21 Martha then said to Jesus, "Lord, if You had been here, my brother would not have died.

22 "Even now I know that whatever You ask of God, God will give You."

23 Jesus said to her, "Your brother will rise again."

Guided Instruction

John 11: 27-28 Martha believes; calls Mary

John 11: 32 Mary came to Jesus; talks with Him.

John 11: 35 Jesus wept.

John 11: 41 They moved the stone away.

John 11: 43 Jesus calls Lazarus out.

John 11: 44 Lazarus walks out.

(page 124)

23 Jesus said to her, "Your brother will rise again."

24 Martha said to Him, "I know that he will rise again in the resurrection on the last day."

25 Jesus said to her, "I am the resurrection and the life; he who believes in Me will live even if he dies,

26 and everyone who lives and believes in Me will never die. Do you believe this?"

27 She said to Him, "Yes, Lord; I have believed that You are the Christ, the Son of God, *even* He who comes into the world."

28 When she had said this, she went away and called Mary her sister, saying secretly, "The Teacher is here and is calling for you."

29 And when she heard it, she got up quickly and was coming to Him.

30 Now Jesus had not yet come into the village, but was still in the place where Martha met Him.

31 Then the Jews who were with her in the house, and consoling her, when they saw that Mary got up quickly and went out, they followed her, supposing that she was going to the tomb to weep there.

32 Therefore, when Mary came where Jesus was, she saw Him, and fell at

Martha believes; calls Mary

Mary came to Jesus; talks with Him.

(page 125)

His feet, saying to Him, "Lord, if You had been here, my brother would not have died."

33 When Jesus therefore saw her weeping, and the Jews who came with her *also* weeping, He was deeply moved in spirit and was troubled,

34 and said, "Where have you laid him?" They said to Him, "Lord, come and see."

35 Jesus wept.

36 So the Jews were saying, "See how He loved him!"

37 But some of them said, "Could not this man, who opened the eyes of the blind man, have kept this man also from dying?"

38 So Jesus, again being deeply moved within, came to the tomb. Now it was a cave, and a stone was lying against it.

39 Jesus said, "Remove the stone." Martha, the sister of the deceased, said to Him, "Lord, by this time there will be a stench, for he has been *dead* four days."

40 Jesus said to her, "Did I not say to you that if you believe, you will see the glory of God?"

41 So they removed the stone. Then Jesus raised His eyes, and said, "Father, I thank You that You have heard Me.

42 "I knew that You always hear Me; but because of the people standing around I said it, so that they may believe that You sent Me."

43 When He had said these things, He cried out with a loud voice, "Lazarus, come forth."

44 The man who had died came forth, bound hand and foot with wrappings, and his face was wrapped around with a cloth. Jesus said to them, "Unbind him, and let him go."

45 Therefore many of the Jews who came to Mary, and saw what He had

Jesus wept.

Jesus calls Lazarus out. They moved the stone away.

Lazarus walks out.

14

WEEK ONE

21 John 11:17 HOW LONG has Lazarus been dead when Jesus gets to Bethany?

4 days

John 11:21,32,37 WHAT do Mary, Martha, and some of the Jews say to Jesus?

If Jesus had been there, Lazarus would not have died.

John 11:27 WHAT does Martha believe about Jesus?

She believes that Jesus is the Christ, the Son of God.

John 11:25-26 WHAT promise does Jesus make to those who believe in Him?

Those who believe in Him will live even if they die; everyone who lives and believes in Him will never die.

John 11:43-44 WHAT miracle does Jesus perform? (Now this is quite the makeup challenge! What will Lazarus, dead for four days, look like as the linen cloths fall?)

Jesus raised Lazarus from the dead.

Draw a picture or write a poem about this event below.

22

Guided Instruction

21 Answer the questions on page 14.

John 11:17 HOW LONG has Lazarus been dead when Jesus gets to Bethany? 4 days

John 11:21,32,37 WHAT do Mary, Martha, and some of the Jews say to Jesus? If Jesus had been there, Lazarus would not have died.

John 11:27 WHAT does Martha believe? She believes that Jesus is the Christ, the Son of God.

John 11:25-26 WHAT promise does Jesus make to those who believe in Him? Those who believe in Him will live even if they die; everyone who lives and believes in Him will never die.

John 11:43-44 WHAT miracle does Jesus perform? Jesus raised Lazarus from the dead.

22 Have students draw a picture or write a poem about this event.

Guided Instruction

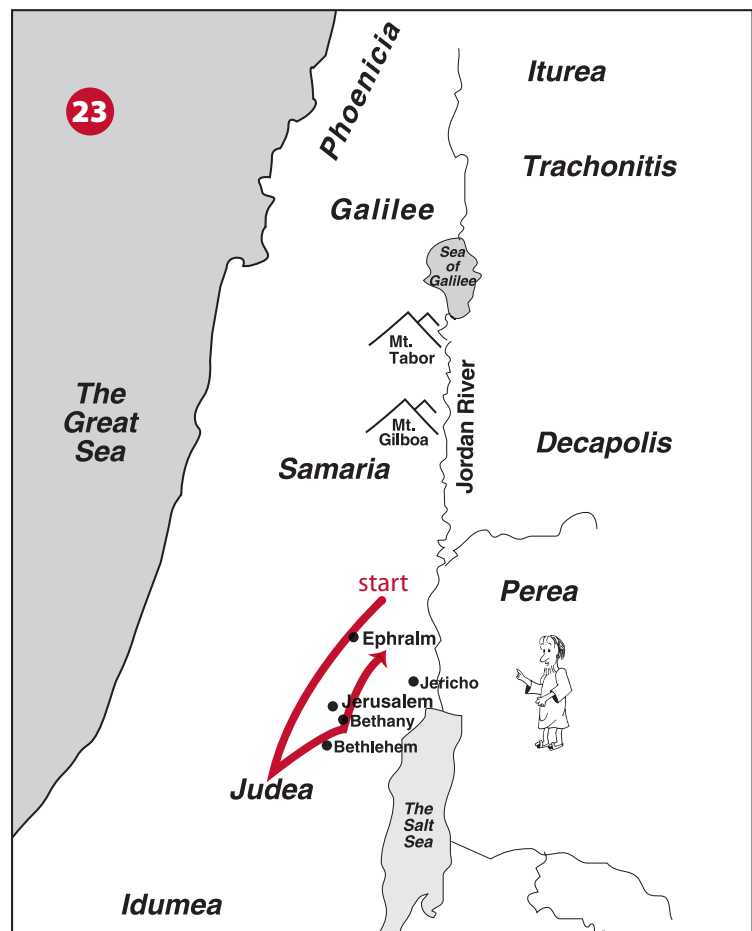
23 Turn to the map on page 15 and read “Making Tracks.” Trace the steps of Jesus. They will need to look in their Bibles at John 10:40 and then John 11:7, 17, 54.

Not Just Special Effects!

15

MAKING TRACKS

Jesus did a lot of traveling in this chapter—on foot! Trace His route on the map below with a red or green pencil. Begin with John 10:40 and then go to John 11:7,17,54 to help you track His steps. Noting where Jesus was can help you see that He was a real person who stayed in different places. (What kind of makeup will you use for this dusty Traveler?)



16

WEEK ONE

24

IT'S A MIRACLE!

Strange as it may seem, miracles don't always make people believe. Read John 11:45-57 and mark any key words you see that are on your bookmark.

Many Jews believed.

them, "Unbind him, and let him go." (page 125)

45 Therefore many of the Jews who came to Mary, and saw what He had done, believed in Him.

46 But some of them went to the Pharisees and told them the things which Jesus had done.

47 Therefore the chief priests and the Pharisees convened a council, and were saying, "What are we doing? For this man is performing many signs."

Pharisees angry

126 OBSERVATION WORKSHEETS

48 "If we let Him go on like this, all men will believe in Him, and the Romans will come and take away both our place and our nation."

49 But one of them, Caiaphas, who was high priest that year, said to them, "You know nothing at all,

50 nor do you take into account that it is expedient for you that one man die for the people, and that the whole nation not perish."

51 Now he did not say this on his own initiative, but being high priest that year, he prophesied that Jesus was going to die for the nation,

52 and not for the nation only, but in order that He might also gather together into one the children of God who are scattered abroad.

53 So from that day on they planned together to kill Him.

54 Therefore Jesus no longer continued to walk publicly among the Jews, but went away from there to the country near the wilderness, into a city called Ephraim; and there He stayed with the disciples.

55 Now the Passover of the Jews was near, and many went up to Jerusalem out of the country before the Passover to purify themselves.

56 So they were seeking for Jesus, and were saying to one another as they stood in the temple, "What do you think; that He will not come to the feast at all?"

57 Now the chief priests and the Pharisees had given orders that if anyone knew where He was, he was to report it, so that they might seize Him.

Chief priests and Pharisees want to seize Jesus. Jesus went to Ephraim. Pharisees plan to kill Jesus.

Guided Instruction

24 Turn to page 16 and read "It's a Miracle!" Read John 11:45-57 aloud while students follow along marking key words, then add margin notes beside the selected verses.

John 11:45 Many Jews believed.

John 11:48 Pharisees angry

John 11:49 Caiaphas prophesied Jesus' death.

John 11:53 Chief priests and Pharisees plan to kill Jesus.

John 11:54 Jesus went to Ephraim

John 11:55 Passover near

John 11:57 Chief priests and Pharisees want to seize Jesus.

Guided Instruction

25 Answer the questions on page 16.

John 11:45 WHO saw Jesus raise Lazarus? Many of the Jews who had come to Mary

John 11:45 HOW did some of those people react? Many of them believed in Him. (Jesus)

John 11:46 WHAT did others do? Some told the Pharisees what Jesus had done.

John 11:47 WHO heard about (rather than saw) the miracle? Chief priests and Pharisees

John 11:53 HOW did they react? They planned to kill Him. (Jesus)

(page 16)

25

John 11:45 WHO saw Jesus raise Lazarus from the dead?

Many of the Jews who had come to Mary

John 11:45 HOW did some of those people react?

Many of them believed in Him. (Jesus)

John 11:46 WHAT did others do?

Some told the Pharisees what Jesus had done.

John 11:47 WHO heard about—rather than saw—Lazarus being raised from the dead?

Chief priests and Pharisees

John 11:53 HOW did those people react?

They planned to kill Him. (Jesus)




Not Just Special Effects!

17

We'll spend one more day with John 11 and the amazing event recorded there. Lazarus is alive again! See you on the set tomorrow!

(page 17)



26

LET'S DO LUNCH

“Let’s do lunch!” It’s what showbiz people say to each other when they want to do a little business and have fun at the same time. *Our* business will be to look back at the week’s filming to be sure we’re focusing on the awesome power and awesome love of God as it is revealed in the life of Jesus. Then we’ll have some fun with what we’ve learned! So...let’s do lunch!

GETTING INTO MISCHIEF

As chapter 11 closes, the chief priests and Pharisees have some business of their own to address.

Guided Instruction



Pray for God to lead you to clear understanding as you continue to search His Word.

26 Turn to page 17. Read “Let’s Do Lunch” and “Getting into Mischief.”

27 Reread John 11 starting with verse 48.

(page 125)

27

Caiaphas prophesied Jesus' death.

Chief priests and Pharisees plan to kill Jesus.

Jesus went to Ephraim

Passover near Jerusalem

Chief priests and Pharisees want to seize Jesus.

48 “If we let Him *go on* like this, all men will believe in Him, and the Romans will come and take away both our place and our nation.”

49 But one of them, Caiaphas, who was high priest that year, said to them, “You know nothing at all,

50 nor do you take into account that it is expedient for you that one man die for the people, and that the whole nation not perish.”

51 Now he did not say this on his own initiative, but being high priest that year, he prophesied that Jesus was going to die for the nation,

52 and not for the nation only, but in order that He might also gather together into one the children of God who are scattered abroad.

53 So from that day on they planned together to kill Him.

54 Therefore Jesus no longer continued to walk publicly among the Jews, but went away from there to the country near the wilderness, into a city called Ephraim; and there He stayed with the disciples.

55 Now the Passover of the Jews was near, and many went up to Jerusalem out of the country before the Passover to purify themselves.

56 So they were seeking for Jesus, and were saying to one another as they stood in the temple, “What do you think; that He will not come to the feast at all?”

57 Now the chief priests and the Pharisees had given orders that if anyone knew where He was, he was to report it, so that they might seize Him.

Chapter 12

Guided Instruction

28 Answer the questions on pages 17 and 18.

John 11:48 WHY didn't chief priests and Pharisees want Jesus performing miracles? Because all men would believe in Him and the Romans will come and take away their place and nation

John 11:53 WHAT did the chief priests and Pharisees decide to do about Jesus? They planned to kill Him.

John 11:54 WHAT did Jesus stop doing because of the threat? He stopped walking publicly among the Jews. WHERE did He go? He went to a city called Ephraim.

John 11:55 WHEN were the priests and Pharisees plotting against Jesus? Near the time of Passover

John 11:57 WHAT order did the chief priests and Pharisees give? If anyone knew where Jesus was, they were to report it. WHY? So that they could seize Him

WHAT is the most awesome thing that Jesus does in John 11 that shows His awesome power? Brings Lazarus back to life

WHAT DOES Jesus mean by John 11:25–26? When you die, you will spend eternity with Him if you believe in Him.

(page 17)

28 John 11:48 WHY didn't the chief priests and Pharisees want Jesus performing miracles?

Because all men would believe in Him and the Romans will come and take away their place and nation

John 11:53 Worried about losing their position of honor, WHAT did the chief priests and Pharisees decide to do about Jesus?

They planned to kill Him.

18

WEEK ONE

John 11:54 WHAT did Jesus stop doing because of the threat? WHERE did He go?

He stopped walking publicly among the Jews.
He went to a city called Ephraim.

John 11:55 WHEN were the priests and Pharisees plotting against Jesus?

Near the time of Passover

John 11:57 WHAT order did the chief priests and Pharisees give—and WHY?

If anyone knew where Jesus was, they were to report it. So that they could seize Him

JESUS—AWESOME POWER, AWESOME LOVE

WHAT is the most awesome thing that Jesus does in John 11 that shows His awesome power?

Brings Lazarus back to life

WHAT does Jesus mean by His statement in John 11:25-26 that if you believe in Him you will live even if you die? And that if you believe in Him you will never die?

When you die, you will spend eternity with Him if

you believe in Him.

29 IN THE TWINKLING OF AN EYE

Jesus is talking about eternal death, not physical death, when He says, "Everyone who...believes in Me will never die."

Everyone will die physically unless they are alive when Jesus comes. But a person who believes in Jesus will not die eternally (see Romans 6:23; 1 Corinthians 15:22).

When Jesus died, He conquered the hold that death has over us by being resurrected. And one day, in a twinkling of an eye, Christians who have died will be resurrected and given new bodies that will never die (see 1 Corinthians 15:51-57).

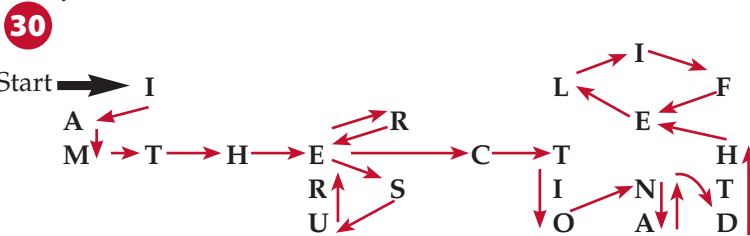
Now, do you see any mention of love—Jesus' love—in this chapter? Of course. Look at where you marked love. List the verse where love is mentioned and what you learn about love from that verse. (When you come to verse 36, read verse 35 to see why they say Jesus "loved him.")

Jesus loved Martha and her sister and Lazarus. 11:5

We see Jesus loved Lazarus because He wept. 11:35

WORDS OF LIFE

Start at the arrow and follow the trail of letters. Move from letter to letter to find something Jesus said about Himself in John 11. You will use some letters more than once.



Guided Instruction

29 Read "In the Twinkling of an Eye" on page 19. **Answer the question about Jesus' love. Jesus loved Martha and her sister and Lazarus. 11:5 We see Jesus loved Lazarus because He wept. 11:35**

30 Complete the word search activity, "Words of Life" on pages 19 and 20. The answers are on page 117.

I am the resurrection and the life.

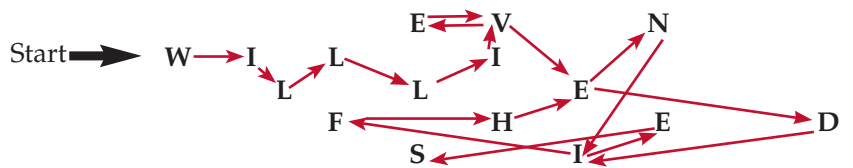
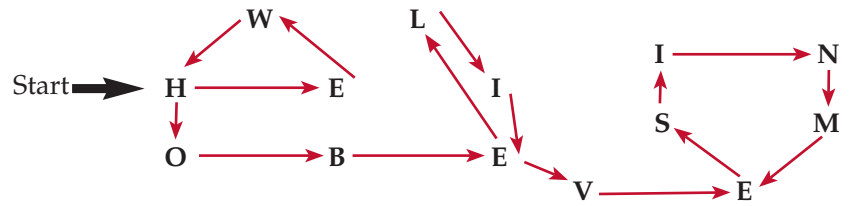
Guided Instruction

**He who believes in Me
Will live even if he dies.**
John 11:25-26

30

20

WEEK ONE



In what verses do you find these statements? **John 11:25-26**
(Answers are on page 117.)





31 IT'S A WRAP!

Nice work this week! We've filmed the first part of *Jesus—Awesome Power, Awesome Love*—and the film sure started with a big scene. Jesus helped out His friends in a surprising way and at a surprising time. But it was a happy ending as He raised Lazarus from the dead. Great job with the makeup.

Wasn't it exciting to learn that if you believe in Jesus when you die, you will not stay dead? The minute a Christian dies, he or she wakes up in the presence of Jesus. Then someday when Jesus comes, the body you left behind will be raised from the dead and changed into a body that will never die. That's called an immortal, incorruptible body! But remember, the only way to have eternal life is to believe in Jesus, according to John 20:30-31. Do you remember that verse? Try saying it to someone you know.

There's a lot more excitement to come as the script unfolds! But let's pause to consider the events of John 11. Have you ever wondered if God heard your prayers or cared enough to answer because you didn't get an answer right away? Well, Martha and Mary may have had similar thoughts and feelings when Jesus didn't come immediately. But if God doesn't answer our prayers our way, when and how we want, we know it's because God has a better plan, a better way, or a better time. We just need to keep praying and we will see God's awesome power and love.



Guided Instruction

31 Read "It's a Wrap!" on page 21. Thank God for His Holy Word.

Now that you have completed week one you may want to have your kids act out this week's lesson.

You can also play a game to review all they have learned this week like the *M&M® Draw* on page 153.

If you are a classroom teacher you may want to give your students a quiz on their memory verse. There is also a quiz on Week One on page 141 to check memory and understanding.

D4Y “Jesus–Awesome Power, Awesome Love” Quizzes

Week 1: Not Just Special Effects!

1. When you believe that Jesus is the Christ (the Messiah), you
 - a. have life in Him
 - b. are always happy
 - c. make a lot of money
 - d. get to boss people around
2. Who lived in Bethany and became ill?
 - a. Peter
 - b. Lazarus
 - c. Peter’s mother-in-law
 - d. Beth-Annie
3. What did Mary and Martha both say to Jesus separately?
 - a. Even if You had been there, my brother would have died
 - b. My brother died last week
 - c. If You had been here, my brother would not have died
 - d. My brother’s doing very well
4. Why don’t the disciples want Jesus to go to Judea?
 - a. It’s too far away
 - b. Jews are seeking to stone Him
 - c. The weather is bad
 - d. They know He has other obligations
5. Why was Jesus glad that He was not with Lazarus when he died?
 - a. He was busy
 - b. The disciples wanted Him to stay
 - c. He wanted them to see a resurrection so they’d believe
 - d. He didn’t want to miss a celebration
6. How long was Lazarus dead?
 - a. One week
 - b. Four days
 - c. Six hours
 - d. Two days
7. What miracle does Jesus perform in Bethany?
 - a. Makes wine
 - b. Raises Lazarus
 - c. Locates fish
 - d. Walks on water
8. Why didn’t the Pharisees and chief priests want Jesus to perform miracles?
 - a. They didn’t believe in miracles
 - b. They were afraid they’d believe in Him
 - c. They were afraid all men would believe in Him
 - d. They wanted Him to be humble
9. When were the priests and Pharisees plotting against Jesus?
 - a. During the winter
 - b. Near the Passover
 - c. Near Christmas
 - d. During the summer
10. What does Jesus mean when He says, “if you believe in Me, you will not die”?
 - a. You will be healthy
 - b. You will never understand
 - c. You will spend eternity with Me
 - d. You will be lucky

Memory Verse

John 11:25–26

“I am the resurrection and the life; he who believes in Me will live even if he dies, and everyone who lives and believes in Me will never die.”